

STATE OF FLORIDA  
DEPARTMENT OF TRANSPORTATION

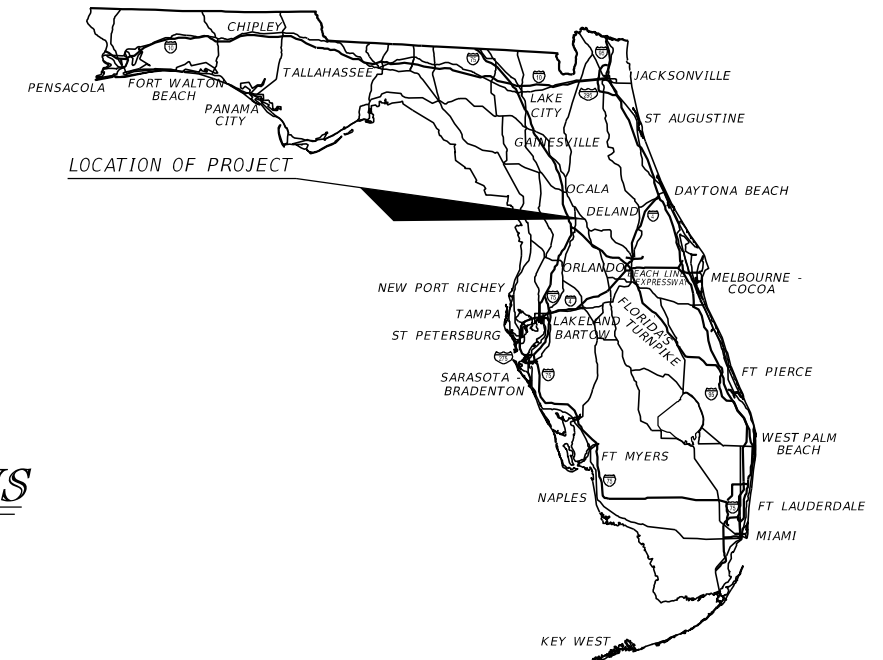
CONTRACT PLANS

FINANCIAL PROJECT ID 238275-2-52-01

LAKE COUNTY (11130)

STATE ROAD NO. 46

SIGNING AND PAVEMENT MARKING PLANS



INDEX OF SIGNING AND  
PAVEMENT MARKING PLANS

SHEET NO.	SHEET DESCRIPTION
S-1	KEY SHEET
S-2	SIGNATURE SHEET
S-3 - S-6	TABULATION OF QUANTITIES
S-7	GENERAL NOTES
S-8 - S-10	PROJECT LAYOUT
S-11 - S-13	SIGNING LAYOUT
S-14 - S-45	SIGNING & MARKING PLAN
S-46 - S-49	GUIDE SIGN WORK SHEET
S-50 - S-51	SIGN STRUCTURE CROSS SECTION
S-52	CANTILEVER SIGN STRUCTURE DATA TABLE
S-53	REPORT OF SPT BORING RESULTS FOR CANTILEVER SIGN STRUCTURES

SIGNING AND  
PAVEMENT MARKING PLANS  
ENGINEER OF RECORD:


SCOTT G. HORLANDER, P.E.  
P.E. NO. 46624  
PROTEAN DESIGN GROUP  
100 EAST PINE STREET, SUITE 600  
ORLANDO, FLORIDA 32801  
CONTRACT NO.: C9862  
VENDOR ID.: F59-3473441  
CERTIFICATE OF AUTHORIZATION NO.: 7865

FDOT PROJECT MANAGER:

CATALINA CHACON, P.E.

CONSTRUCTION CONTRACT NO.	FISCAL YEAR	SHEET NO.
T5589	17	S-1

THE OFFICIAL RECORD OF THIS SHEET IS THE ELECTRONIC FILE DIGITALLY SIGNED AND SEALED UNDER RULE 61G15-23.004, F.A.C.



THIS DOCUMENT HAS BEEN DIGITALLY SIGNED AND SEALED BY:


PRINTED COPIES OF THIS DOCUMENT ARE NOT CONSIDERED SIGNED AND SEALED. THIS SIGNATURE MUST BE VERIFIED ON THE ELECTRONIC DOCUMENTS.

PROTEAN DESIGN GROUP  
100 EAST PINE STREET, SUITE 600  
ORLANDO, FLORIDA 32801  
CERTIFICATE OF AUTHORIZATION NUMBER 7865  
SCOTT G. HORLANDER, P.E. NO. 46624

THE ABOVE NAMED PROFESSIONAL ENGINEER SHALL BE RESPONSIBLE FOR THE FOLLOWING SHEETS IN ACCORDANCE WITH RULE 61G15-23.004, F.A.C.

SIGNING AND PAVEMENT MARKING PLANS

SHEET NO.	DESCRIPTION
S-1	KEY SHEET
S-2	SIGNATURE SHEET
S-3 - S-6	TABULATION OF QUANTITIES
S-7	GENERAL NOTES
S-8 - S-10	PROJECT LAYOUT
S-11 - S-13	SIGNING LAYOUT
S-14 - S-45	SIGNING AND MARKING PLAN
S-46 - S-49	GUIDE SIGN WORKSHEET
S-50 - S-51	SIGN STRUCTURE CROSS SECTION



THIS DOCUMENT HAS BEEN DIGITALLY SIGNED AND SEALED BY:


PRINTED COPIES OF THIS DOCUMENT ARE NOT CONSIDERED SIGNED AND SEALED. THIS SIGNATURE MUST BE VERIFIED ON THE ELECTRONIC DOCUMENTS.

MOFFATT & NICHOL  
1025 GREENWOOD BLVD., STE 371  
LAKE MARY, FLORIDA 32746  
CERTIFICATE OF AUTHORIZATION NUMBER 4877  
GARY SMITH, P.E. NO. 41212

THE ABOVE NAMED PROFESSIONAL ENGINEER SHALL BE RESPONSIBLE FOR THE FOLLOWING SHEETS IN ACCORDANCE WITH RULE 61G15-23.004, F.A.C.

SIGNING AND PAVEMENT MARKING PLANS

SHEET NO.	DESCRIPTION
S-2	SIGNATURE SHEET
S-52	CANTILEVER SIGN STRUCTURE DATA TABLE



THIS DOCUMENT HAS BEEN DIGITALLY SIGNED AND SEALED BY:

PRINTED COPIES OF THIS DOCUMENT ARE NOT CONSIDERED SIGNED AND SEALED. THIS SIGNATURE MUST BE VERIFIED ON THE ELECTRONIC DOCUMENTS.

GEOTECHNICAL AND ENVIRONMENTAL CONSULTANTS, INC. (GEC)  
919 LAKE BALDWIN LANE  
ORLANDO, FLORIDA 32814  
CERTIFICATE OF AUTHORIZATION NUMBER 5882  
CRAIG G. BALLOCK, P.E. NO. 71571

THE ABOVE NAMED PROFESSIONAL ENGINEER SHALL BE RESPONSIBLE FOR THE FOLLOWING SHEETS IN ACCORDANCE WITH RULE 61G15-23.004, F.A.C.

SIGNING AND PAVEMENT MARKING PLANS

SHEET NO.	DESCRIPTION
S-2	SIGNATURE SHEET
S-53	REPORT OF SPT BORING RESULTS FOR CANTILEVER SIGN STRUCTURES

REVISIONS				SCOTT G. HORLANDER, P.E. P.E. NO. 46624 PROTEAN DESIGN GROUP 100 EAST PINE STREET, SUITE 600 ORLANDO FLORIDA 32801 CERTIFICATE OF AUTHORIZATION NUMBER 7865	STATE OF FLORIDA DEPARTMENT OF TRANSPORTATION			SIGNATURE SHEET	SHEET NO.
DATE	DESCRIPTION	DATE	DESCRIPTION		ROAD NO.	COUNTY	FINANCIAL PROJECT ID		
						SR 46	LAKE		238275-2-52-01

TABULATION OF QUANTITIES

PAY ITEM NO.	DESCRIPTION	UNIT	SHEET NUMBERS																								TOTAL THIS SHEET		GRAND TOTAL	
			S-11		S-12		S-13		S-14		S-15		S-16		S-17		S-18		S-19		S-20		PLAN	FINAL	PLAN	FINAL				
			PLAN	FINAL	PLAN	FINAL	PLAN	FINAL	PLAN	FINAL	PLAN	FINAL	PLAN	FINAL	PLAN	FINAL	PLAN	FINAL	PLAN	FINAL	PLAN	FINAL	PLAN	FINAL	PLAN	FINAL				
700-1-11	SINGLE POST SIGN, F&I, GRD. MOUNT, UP TO 12 SF	AS	3		1		1		5		8		5		4		6		2		2		37							
700-1-12	SINGLE POST SIGN, F&I, GRD. MOUNT, 12-20 SF	AS	3		1		2									1				1		8								
700-1-13	SINGLE POST SIGN, F&I, GRD. MOUNT, 21-30 SF	AS	3		3		1									1						8								
700-1-31	SINGLE POST SIGN, F&I, BRIDGE MOUNT, UP TO 12 SF	AS																												
700-1-50	SINGLE POST SIGN, RELOCATE	AS									1						2													
700-1-60	SINGLE POST SIGN, REMOVE	AS							3		11		7		6		5		3		1		36							
700-2-12	MULTI-POST SIGN, F&I, GROUND MOUNT, 12-20 SF	AS																												
700-2-13	MULTI-POST SIGN, F&I, GROUND MOUNT, 21-30 SF	AS	1		1																									
700-2-14	MULTI-POST SIGN, F&I, GROUND MOUNT, 31-50 SF	AS			2																									
700-2-15	MULTI-POST SIGN, F&I, GROUND MOUNT, 51-100 SF	AS			1																									
700-2-16	MULTI-POST SIGN, F&I, GROUND MOUNT, 101-200 SF	AS					1																							
700-2-18	MULTI-POST SIGN, F&I, GROUND MOUNT, 301-400 SF	AS					2																							
700-2-60	MULTI-POST SIGN, F&I GROUND MOUNT, REMOVE	AS																												
700-3-207	SIGN PANEL, F&I, OVERHEAD MOUNT, 201-300 SF	EA					1																							
700-3-245	SIGN PANEL, F&I, OVERHEAD MOUNT, 101-200 SF WITH LIGHTING	EA	1																											
700-3-501	SIGN PANEL, RELOCATE, UP TO 12 SF	EA							4		4																			
700-3-601	SIGN PANEL, REMOVE, UP TO 12 SF	EA									1																			
700-4-112	OH STATIC SIGN STR., F&I, CANTILEVER, 21-30 FT	AS	1																											
700-4-114	OH STATIC SIGN STR., F&I, CANTILEVER, 41-50 FT	AS					1																							
705-10-1	OBJECT MARKER, TYPE 1	EA																												
705-10-4	OBJECT MARKER, TYPE 4	EA									3																			
705-11-1	DELINEATOR, FLEXIBLE TUBULAR	EA														4					2									
710-90	PAINTED PAVT. MARKINGS, FINAL SURFACE	LS																												
*	RETRO REFLECTIVE PAVEMENT MARKERS																													
*	BI-DIRECTIONAL WHITE RED	EA									19		59		51		113		102		105		449							
*	BI-DIRECTIONAL YELLOW	EA									36		12				8						56							
*	BI-DIRECTIONAL YELLOW RED	EA															12		14		7		33							
*	PAINTED PAVT. MKGS., STD., WHITE, SOLID, 6"	GM						0.089		0.256		0.419		0.414		0.349		0.406		0.348		2.281								
*	PAINTED PAVT. MKGS., STD., WHITE, SOLID, 8"	GM												0.064		0.040		0.106		0.174		0.384								
*	PAINTED PAVT. MKGS., STD., WHITE, SOLID, 12"	LF						91		109		425				224						849								
*	PAINTED PAVT. MKGS., STD., WHITE, SOLID, 18"	LF												70		45		291		198		604								
*	PAINTED PAVT. MKGS., STD., WHITE, SOLID, 24"	LF						12		28		107				64						212								
*	PAINTED PAVT. MKGS., STD., WHITE, SKIP, 10'-30", 6"	GM								0.007		0.056		0.153		0.209		0.319		0.319		1.063								
*	PAINTED PAVT. MKGS., STD., WHITE, DOTTED, 3'-9", 12"	GM												0.028		0.112						0.140								
*	PAINTED PAVT. MKGS., STD., WHITE, DOTTED, 6'-10', 6"	GM								0.016				0.016		0.016		0.032				0.080								
*	PAINTED PAVT. MKGS., STD., WHITE, DOTTED, 2'-4", 6"	GM								0.041		0.034		0.035		0.111		0.048				0.269								
*	PAINTED PAVT. MKGS., STD., WHITE, MESSAGE	EA										1				2						4								
*	PAINTED PAVT. MKGS., STD., WHITE, ARROWS	EA								5		8				6		8		2		29								
*	PAINTED PAVT. MKGS., STD., YELLOW, SOLID, 6"	GM						0.156		0.226		0.146		0.177		0.302		0.319		0.241		1.565								
*	PAINTED PAVT. MKGS., STD., YELLOW, SOLID, 8"	GM																												
*	PAINTED PAVT. MKGS., STD., YELLOW, SOLID, 18"	LF						23		15												38								
*	PAINTED PAVT. MKGS., STD., YELLOW, DOTTED, 6'-10', 6"	GM						0.013		0.035												0.049								
*	PAINTED PAVT. MKGS., STD., YELLOW, DOTTED, 2'-4', 6"	GM										0.030										0.030								
711-11-123	THERMOPLASTIC, STD., WHITE, SOLID, 12"	LF						91		109		425				224						849								
711-11-124	THERMOPLASTIC, STD., WHITE, SOLID, 18"	LF												70		45		291		198		604								
711-11-125	THERMOPLASTIC, STD., WHITE, SOLID, 24"	LF						12		28		107				64						212								
711-11-141	THERMOPLASTIC, STD., WHITE, 2-4 DOTTED GUIDELINE, 6"	GM								0.041		0.034		0.035		0.111		0.048				0.269								
711-11-141	THERMOPLASTIC, STD., WHITE, 6-10 DOTTED GUIDELINE, 6"	GM								0.016				0.016		0.016		0.032				0.080								
711-11-160	THERMOPLASTIC, STANDARD, MESSAGE OR SYMBOL	EA										1				2						4								
711-11-170	THERMOPLASTIC, STANDARD, ARROWS	EA								5		8				6		8		2		29								
711-11-224	THERMOPLASTIC, STD., YELLOW, SOLID, 18"	LF						23		15												38								
711-11-241	THERMOPLASTIC, STD., YELLOW, 2-4 DOTTED GUIDELINE, 6"	GM										0.030										0.030								
711-11-241	THERMOPLASTIC, STD., YELLOW, 6-10 DOTTED GUIDELINE, 6"	GM						0.013		0.035												0.049								
711-14-125	THERMOPLASTIC, PREFORMED, WHITE, SOLID, 24"	LF										385										385								
711-14-160	THERMOPLASTIC, PREFORMED, MESSAGE	EA								2		3		2		2		2				11								
711-14-170	THERMOPLASTIC, PREFORMED, ARROWS	EA								2		3		2		2		2				11								
711-15-101	THERMOPLASTIC, STD.-OPEN GRADED, WHITE, SOLID, 6"	GM																												
711-15-102	THERMOPLASTIC, STD.-OPEN GRADED, WHITE, SOLID, 8"	GM																												
711-15-131	THERMOPLASTIC, STD.-OPEN GRADED, WHITE, SKIP/DOTTED 10-30 OR 3-9, 6"	GM																												
711-15-133	THERMOPLASTIC, STD.-OPEN GRADED, WHITE, SKIP/DOTTED 10-30 OR 3-9, 12"	GM																												
711-15-201	THERMOPLASTIC, STD.-OPEN GRADED, YELLOW, SOLID, 6"	GM																												
711-15-202	THERMOPLASTIC, STD.-OPEN GRADED, YELLOW, SOLID, 8"	GM																												
711-16-101	THERMOPLASTIC, STD.-OTHER SURFACES, WHITE, SOLID, 6"	GM						0.089		0.256		0.419		0.414		0.349		0.406		0.348		2.281								
711-16-102	THERMOPLASTIC, STD.-OTHER SURFACES, WHITE, SOLID, 8"	GM												0.064		0.040		0.106		0.174		0.384								
711-16-131	THERMOPLASTIC, STD.-OTHER SURFACES, WHITE, SKIP/DOTTED 10-30 OR 3-9, 6"	GM								0.007		0.056		0.153		0.209		0.319		0.319		1.063								
711-16-133	THERMOPLASTIC, STD.-OTHER SURFACES, WHITE, SKIP/DOTTED 10-30 OR 3-9, 12"	GM												0.028		0.112						0.140								
711-16-201	THERMOPLASTIC, STD.-OTHER SURFACES, YELLOW, SOLID, 6"	GM						0.156		0.226		0.146		0.177		0.302		0.319		0.241		1.565								
711-17	THERMOPLASTIC, REMOVE EXIST. THERMOPLASTIC PAVT. MKGS.	SF																												
713-103-101	PERMANENT TAPE, WHITE, SOLID, FOR CONC. BRIDGES, 6"	GM																				0.019								
713-103-131	PERMANENT TAPE, WHITE, SKIP, FOR CONC. SURFACES, 10'-30', 6"	GM																				0.019								
713-103-201	PERMANENT TAPE, YELLOW, SOLID, FOR CONC. BRIDGES, 6"	GM																				0.019								

\* THESE QUANTITIES ARE PAID UNDER PAINTED PAVEMENT MARKINGS (FINAL SURFACE), LUMP SUM - ITEM NO. 710-90. THE QUANTITIES SHOWN ARE FOR ONE APPLICATION; SEE SPECIFICATION 710 FOR THE NUMBER OF APPLICATIONS REQUIRED.

REVISIONS				SCOTT G. HORLANDER, P.E. P.E. NO. 46624 PROTEAN DESIGN GROUP 100 EAST PINE STREET, SUITE 600 ORLANDO FLORIDA 32801 CERTIFICATE OF AUTHORIZATION NUMBER 7865	STATE OF FLORIDA DEPARTMENT OF TRANSPORTATION			SHEET NO.  S-3
DATE	DESCRIPTION	DATE	DESCRIPTION		ROAD NO.	COUNTY	FINANCIAL PROJECT ID	
						SR 46	LAKE	

TABULATION OF QUANTITIES

THE OFFICIAL RECORD OF THIS SHEET IS THE ELECTRONIC FILE DIGITALLY SIGNED AND SEALED UNDER RULE 61G15-23.004, F.A.C.

TABULATION OF QUANTITIES

PAY ITEM NO.	DESCRIPTION	UNIT	SHEET NUMBERS																								TOTAL THIS SHEET		GRAND TOTAL	
			S-21		S-22		S-23		S-24		S-25		S-26		S-27		S-28		S-29		S-30		PLAN	FINAL	PLAN	FINAL				
			PLAN	FINAL	PLAN	FINAL	PLAN	FINAL	PLAN	FINAL	PLAN	FINAL	PLAN	FINAL	PLAN	FINAL	PLAN	FINAL	PLAN	FINAL	PLAN	FINAL	PLAN	FINAL	PLAN	FINAL				
700-1-11	SINGLE POST SIGN, F&I, GRD. MOUNT, UP TO 12 SF	AS	2		1		2								1		4		4		1				15					
700-1-12	SINGLE POST SIGN, F&I, GRD. MOUNT, 12-20 SF	AS					1						3				1				1				7					
700-1-13	SINGLE POST SIGN, F&I, GRD. MOUNT, 21-30 SF	AS																												
700-1-31	SINGLE POST SIGN, F&I, BRIDGE MOUNT, UP TO 12 SF	AS																												
700-1-50	SINGLE POST SIGN, RELOCATE	AS					1																		1					
700-1-60	SINGLE POST SIGN, REMOVE	AS	1		1		4		1			3		1		1		2		5		3			22					
700-2-12	MULTI-POST SIGN, F&I, GROUND MOUNT, 12-20 SF	AS																												
700-2-13	MULTI-POST SIGN, F&I, GROUND MOUNT, 21-30 SF	AS																												
700-2-14	MULTI-POST SIGN, F&I, GROUND MOUNT, 31-50 SF	AS																												
700-2-15	MULTI-POST SIGN, F&I, GROUND MOUNT, 51-100 SF	AS																												
700-2-16	MULTI-POST SIGN, F&I, GROUND MOUNT, 101-200 SF	AS																												
700-2-18	MULTI-POST SIGN, F&I, GROUND MOUNT, 301-400 SF	AS																												
700-2-60	MULTI-POST SIGN, F&I GROUND MOUNT, REMOVE	AS																												
700-3-207	SIGN PANEL, F&I, OVERHEAD MOUNT, 201-300 SF	EA																												
700-3-245	SIGN PANEL, F&I, OVERHEAD MOUNT, 101-200 SF WITH LIGHTING	EA																												
700-3-501	SIGN PANEL, RELOCATE, UP TO 12 SF	EA													6										6					
700-3-601	SIGN PANEL, REMOVE, UP TO 12 SF	EA																												
700-4-112	OH STATIC SIGN STR., F&I, CANTILEVER, 21-30 FT	AS																												
700-4-114	OH STATIC SIGN STR., F&I, CANTILEVER, 41-50 FT	AS																												
705-10-1	OBJECT MARKER, TYPE 1	EA					3																		3					
705-10-4	OBJECT MARKER, TYPE 4	EA																												
705-11-1	DELINEATOR, FLEXIBLE TUBULAR	EA					2					2					1		4		1				10					
710-90	PAINTED PAVT. MARKINGS, FINAL SURFACE	LS																												
*	RETRO REFLECTIVE PAVEMENT MARKERS																													
*	BI-DIRECTIONAL WHITE RED	EA	77		56		67		63		72		56		12		23		89		46				561					
*	BI-DIRECTIONAL YELLOW	EA					4								6		5		4		6				25					
*	BI-DIRECTIONAL YELLOW RED	EA																												
*	PAINTED PAVT. MKGS., STD., WHITE, SOLID, 6"	GM	0.376		0.424		0.405		0.371		0.404		0.348		0.078		0.129		0.374		0.227				3.137					
*	PAINTED PAVT. MKGS., STD., WHITE, SOLID, 8"	GM	0.092							0.007								0.027							0.126					
*	PAINTED PAVT. MKGS., STD., WHITE, SOLID, 12"	LF					127				172		50		97										444					
*	PAINTED PAVT. MKGS., STD., WHITE, SOLID, 18"	LF									6								31						37					
*	PAINTED PAVT. MKGS., STD., WHITE, SOLID, 24"	LF					22				36				25				17		41				142					
*	PAINTED PAVT. MKGS., STD., WHITE, SKIP, 10'-30', 6"	GM	0.380		0.424		0.424		0.424		0.424		0.424		0.106		0.089		0.212		0.212				3.120					
*	PAINTED PAVT. MKGS., STD., WHITE, DOTTED, 3'-9", 12"	GM																												
*	PAINTED PAVT. MKGS., STD., WHITE, DOTTED, 6'-10', 6"	GM					0.016		0.016		0.016						0.006		0.057		0.080				0.192					
*	PAINTED PAVT. MKGS., STD., WHITE, DOTTED, 2'-4", 6"	GM					0.003		0.081		0.030		0.057				0.013		0.112		0.020				0.315					
*	PAINTED PAVT. MKGS., STD., WHITE, MESSAGE	EA																												
*	PAINTED PAVT. MKGS., STD., WHITE, ARROWS	EA					2		2		4						4		9		6				27					
*	PAINTED PAVT. MKGS., STD., YELLOW, SOLID, 6"	GM	0.212		0.212		0.191		0.212		0.195		0.212		0.088		0.051		0.218		0.204				1.795					
*	PAINTED PAVT. MKGS., STD., YELLOW, SOLID, 8"	GM															0.007		0.003						0.010					
*	PAINTED PAVT. MKGS., STD., YELLOW, SOLID, 18"	LF															49		9						58					
*	PAINTED PAVT. MKGS., STD., YELLOW, DOTTED, 6'-10', 6"	GM					0.045										0.032				0.046				0.123					
*	PAINTED PAVT. MKGS., STD., YELLOW, DOTTED, 2'-4', 6"	GM																												
711-11-123	THERMOPLASTIC, STD., WHITE, SOLID, 12"	LF					127				172		50		97										444					
711-11-124	THERMOPLASTIC, STD., WHITE, SOLID, 18"	LF									6								31						37					
711-11-125	THERMOPLASTIC, STD., WHITE, SOLID, 24"	LF					22				36				25				17		41				142					
711-11-141	THERMOPLASTIC, STD., WHITE, 2-4 DOTTED GUIDELINE, 6"	GM					0.003		0.081		0.030		0.057				0.013		0.112		0.020				0.315					
711-11-141	THERMOPLASTIC, STD., WHITE, 6-10 DOTTED GUIDELINE, 6"	GM					0.016		0.016		0.016						0.006		0.057		0.080				0.192					
711-11-160	THERMOPLASTIC, STANDARD, MESSAGE OR SYMBOL	EA																												
711-11-170	THERMOPLASTIC, STANDARD, ARROWS	EA					2		2		4						4		9		6				27					
711-11-224	THERMOPLASTIC, STD., YELLOW, SOLID, 18"	LF															49		9						58					
711-11-241	THERMOPLASTIC, STD., YELLOW, 2-4 DOTTED GUIDELINE, 6"	GM					0.045										0.032				0.046				0.123					
711-11-241	THERMOPLASTIC, STD., YELLOW, 6-10 DOTTED GUIDELINE, 6"	GM																												
711-14-125	THERMOPLASTIC, PREFORMED, WHITE, SOLID, 24"	LF																												
711-14-160	THERMOPLASTIC, PREFORMED, MESSAGE	EA	2				2				1		1		1		1		3		1				12					
711-14-170	THERMOPLASTIC, PREFORMED, ARROWS	EA	2				2				1		1		1		1		2		2				12					
711-15-101	THERMOPLASTIC, STD.-OPEN GRADED, WHITE, SOLID, 6"	GM															0.129		0.374		0.227				0.730					
711-15-102	THERMOPLASTIC, STD.-OPEN GRADED, WHITE, SOLID, 8"	GM																	0.027		0.027				0.027					
711-15-131	THERMOPLASTIC, STD.-OPEN GRADED, WHITE, SKIP/DOTTED 10-30 OR 3-9, 6"	GM															0.089		0.212		0.212				0.513					
711-15-133	THERMOPLASTIC, STD.-OPEN GRADED, WHITE, SKIP/DOTTED 10-30 OR 3-9, 12"	GM																												
711-15-201	THERMOPLASTIC, STD.-OPEN GRADED, YELLOW, SOLID, 6"	GM															0.051		0.218		0.204				0.473					
711-15-202	THERMOPLASTIC, STD.-OPEN GRADED, YELLOW, SOLID, 8"	GM															0.007		0.003						0.010					
711-16-101	THERMOPLASTIC, STD.-OTHER SURFACES, WHITE, SOLID, 6"	GM	0.376		0.424		0.405		0.371		0.404		0.348		0.078										2.407					
711-16-102	THERMOPLASTIC, STD.-OTHER SURFACES, WHITE, SOLID, 8"	GM	0.092								0.007														0.099					
711-16-131	THERMOPLASTIC, STD.-OTHER SURFACES, WHITE, SKIP/DOTTED 10-30 OR 3-9, 6"	GM	0.380		0.424		0.424		0.424		0.424		0.424		0.106										2.607					
711-16-133	THERMOPLASTIC, STD.-OTHER SURFACES, WHITE, SKIP/DOTTED 10-30 OR 3-9, 12"	GM																												
711-16-201	THERMOPLASTIC, STD.-OTHER SURFACES, YELLOW, SOLID, 6"	GM	0.212		0.212		0.191		0.212		0.195		0.212		0.088										1.322					
711-17	THERMOPLASTIC, REMOVE EXIST. THERMOPLASTIC PAVT. MKGS.	SF																												
713-103-101	PERMANENT TAPE, WHITE, SOLID, FOR CONC. BRIDGES, 6"	GM																												
713-103-131	PERMANENT TAPE, WHITE, SKIP, FOR CONC. SURFACES, 10'-30', 6"	GM																												
713-103-201	PERMANENT TAPE, YELLOW, SOLID, FOR CONC. BRIDGES, 6"	GM																												

\* THESE QUANTITIES ARE PAID UNDER PAINTED PAVEMENT MARKINGS (FINAL SURFACE), LUMP SUM - ITEM NO. 710-90. THE QUANTITIES SHOWN ARE FOR ONE APPLICATION; SEE SPECIFICATION 710 FOR THE NUMBER OF APPLICATIONS REQUIRED.

REVISIONS				SCOTT G. HORLANDER, P.E. P.E. NO. 46624 PROTEAN DESIGN GROUP 100 EAST PINE STREET, SUITE 600 ORLANDO FLORIDA 32801 CERTIFICATE OF AUTHORIZATION NUMBER 7865	STATE OF FLORIDA DEPARTMENT OF TRANSPORTATION			TABULATION OF QUANTITIES	SHEET NO.  S-4
DATE	DESCRIPTION	DATE	DESCRIPTION		ROAD NO.	COUNTY	FINANCIAL PROJECT ID		
					SR 46	LAKE	238275-2-52-01		

THE OFFICIAL RECORD OF THIS SHEET IS THE ELECTRONIC FILE DIGITALLY SIGNED AND SEALED UNDER RULE 61G15-23.004, F.A.C.

TABULATION OF QUANTITIES

PAY ITEM NO.	DESCRIPTION	UNIT	SHEET NUMBERS																				TOTAL THIS SHEET		GRAND TOTAL	
			S-31		S-32		S-33		S-34		S-35		S-36		S-37		S-38		S-39		S-40		PLAN	FINAL	PLAN	FINAL
			PLAN	FINAL	PLAN	FINAL	PLAN	FINAL	PLAN	FINAL	PLAN	FINAL	PLAN	FINAL	PLAN	FINAL	PLAN	FINAL	PLAN	FINAL	PLAN	FINAL	PLAN	FINAL	PLAN	FINAL
700-1-11	SINGLE POST SIGN, F&I, GRD. MOUNT, UP TO 12 SF	AS	2		3				2		9		4		2		2		2		3		29			
700-1-12	SINGLE POST SIGN, F&I, GRD. MOUNT, 12-20 SF	AS	1		1												2						4			
700-1-13	SINGLE POST SIGN, F&I, GRD. MOUNT, 21-30 SF	AS																								
700-1-31	SINGLE POST SIGN, F&I, BRIDGE MOUNT, UP TO 12 SF	AS																								
700-1-50	SINGLE POST SIGN, RELOCATE	AS																								
700-1-60	SINGLE POST SIGN, REMOVE	AS	1		3		4		2		2		4		4		3		3				26			
700-2-12	MULTI-POST SIGN, F&I, GROUND MOUNT, 12-20 SF	AS														1										
700-2-13	MULTI-POST SIGN, F&I, GROUND MOUNT, 21-30 SF	AS																								
700-2-14	MULTI-POST SIGN, F&I, GROUND MOUNT, 31-50 SF	AS																								
700-2-15	MULTI-POST SIGN, F&I, GROUND MOUNT, 51-100 SF	AS																								
700-2-16	MULTI-POST SIGN, F&I, GROUND MOUNT, 101-200 SF	AS																								
700-2-18	MULTI-POST SIGN, F&I, GROUND MOUNT, 301-400 SF	AS																								
700-2-60	MULTI-POST SIGN, F&I GROUND MOUNT, REMOVE	AS							1								1									2
700-3-207	SIGN PANEL, F&I, OVERHEAD MOUNT, 201-300 SF	EA																								
700-3-245	SIGN PANEL, F&I, OVERHEAD MOUNT, 101-200 SF WITH LIGHTING	EA																								
700-3-501	SIGN PANEL, RELOCATE, UP TO 12 SF	EA	2																4							6
700-3-601	SIGN PANEL, REMOVE, UP TO 12 SF	EA																								
700-4-112	OH STATIC SIGN STR., F&I, CANTILEVER, 21-30 FT	AS																								
700-4-114	OH STATIC SIGN STR., F&I, CANTILEVER, 41-50 FT	AS																								
705-10-1	OBJECT MARKER, TYPE 1	EA			3																					3
705-10-4	OBJECT MARKER, TYPE 4	EA			2																					2
705-11-1	DELINEATOR, FLEXIBLE TUBULAR	EA	1		2													2			1					6
710-90	PAINTED PAVT. MARKINGS, FINAL SURFACE	LS																								
*	RETRO REFLECTIVE PAVEMENT MARKERS																									
*	BI-DIRECTIONAL WHITE RED	EA	68		37		63		48		94		102		90		123		105		99					829
*	BI-DIRECTIONAL YELLOW	EA			5		3						20						10							38
*	BI-DIRECTIONAL YELLOW RED	EA											14		11											25
*	PAINTED PAVT. MKGS., STD., WHITE, SOLID, 6"	GM	0.367		0.198		0.398		0.396		0.507		0.746		0.443		0.435		0.459		0.463					4.411
*	PAINTED PAVT. MKGS., STD., WHITE, SOLID, 8"	GM			0.030		0.083						0.081		0.132		0.235		0.059							0.621
*	PAINTED PAVT. MKGS., STD., WHITE, SOLID, 12"	LF			139								472				88									699
*	PAINTED PAVT. MKGS., STD., WHITE, SOLID, 18"	LF			50		59								302		278		25							714
*	PAINTED PAVT. MKGS., STD., WHITE, SOLID, 24"	LF			33								114				17									164
*	PAINTED PAVT. MKGS., STD., WHITE, SKIP, 10'-30', 6"	GM	0.212		0.212		0.292		0.302		0.142		0.305		0.400		0.319		0.318		0.318					2.820
*	PAINTED PAVT. MKGS., STD., WHITE, DOTTED, 3'-9", 12"	GM							0.021		0.022								0.059		0.106					0.207
*	PAINTED PAVT. MKGS., STD., WHITE, DOTTED, 6'-10', 6"	GM	0.051				0.020		0.019		0.001		0.018						0.020		0.020					0.149
*	PAINTED PAVT. MKGS., STD., WHITE, DOTTED, 2'-4", 6"	GM	0.047		0.020				0.023		0.022		0.120				0.056									0.287
*	PAINTED PAVT. MKGS., STD., WHITE, MESSAGE	EA					1				4						1									6
*	PAINTED PAVT. MKGS., STD., WHITE, ARROWS	EA	8		3		5		1		9		6				1		7		4					44
*	PAINTED PAVT. MKGS., STD., YELLOW, SOLID, 6"	GM	0.177		0.121		0.186		0.212		0.186		0.338		0.299		0.212		0.267		0.205					2.204
*	PAINTED PAVT. MKGS., STD., YELLOW, SOLID, 8"	GM			0.007		0.027						0.027													0.033
*	PAINTED PAVT. MKGS., STD., YELLOW, SOLID, 18"	LF			14		50						90													154
*	PAINTED PAVT. MKGS., STD., YELLOW, DOTTED, 6'-10', 6"	GM	0.035		0.095																					0.130
*	PAINTED PAVT. MKGS., STD., YELLOW, DOTTED, 2'-4', 6"	GM																								
711-11-123	THERMOPLASTIC, STD., WHITE, SOLID, 12"	LF			139								472						88							699
711-11-124	THERMOPLASTIC, STD., WHITE, SOLID, 18"	LF			50		59										278		25							714
711-11-125	THERMOPLASTIC, STD., WHITE, SOLID, 24"	LF			33								114				17									164
711-11-141	THERMOPLASTIC, STD., WHITE, 2-4 DOTTED GUIDELINE, 6"	GM	0.047		0.020				0.023		0.022		0.120				0.056									0.287
711-11-141	THERMOPLASTIC, STD., WHITE, 6-10 DOTTED GUIDELINE, 6"	GM	0.051				0.020		0.019		0.001		0.018						0.020		0.020					0.149
711-11-160	THERMOPLASTIC, STANDARD, MESSAGE OR SYMBOL	EA					1				4								1							6
711-11-170	THERMOPLASTIC, STANDARD, ARROWS	EA	8		3		5		1		9		6				1		7		4					44
711-11-224	THERMOPLASTIC, STD., YELLOW, SOLID, 18"	LF			14		50						90													154
711-11-241	THERMOPLASTIC, STD., YELLOW, 2-4 DOTTED GUIDELINE, 6"	GM	0.035		0.095																					0.130
711-11-241	THERMOPLASTIC, STD., YELLOW, 6-10 DOTTED GUIDELINE, 6"	GM																								
711-14-125	THERMOPLASTIC, PREFORMED, WHITE, SOLID, 24"	LF											418													418
711-14-160	THERMOPLASTIC, PREFORMED, MESSAGE	EA	3		1				1		3		1		1		2		2		1					15
711-14-170	THERMOPLASTIC, PREFORMED, ARROWS	EA	3				1		1		3		1		1		2		2		1					15
711-15-101	THERMOPLASTIC, STD.-OPEN GRADED, WHITE, SOLID, 6"	GM	0.367		0.198		0.398		0.396		0.483		0.397		0.230		0.241		0.459		0.463					3.632
711-15-102	THERMOPLASTIC, STD.-OPEN GRADED, WHITE, SOLID, 8"	GM			0.030		0.083						0.040		0.088		0.073		0.059							0.375
711-15-131	THERMOPLASTIC, STD.-OPEN GRADED, WHITE, SKIP/DOTTED 10-30 OR 3-9, 6"	GM	0.212		0.212		0.292		0.302		0.142		0.204		0.318		0.319		0.318		0.318					2.637
711-15-133	THERMOPLASTIC, STD.-OPEN GRADED, WHITE, SKIP/DOTTED 10-30 OR 3-9, 12"	GM							0.021		0.022								0.059		0.106					0.207
711-15-201	THERMOPLASTIC, STD.-OPEN GRADED, YELLOW, SOLID, 6"	GM	0.177		0.121		0.186		0.212		0.172		0.212		0.212		0.212		0.267		0.205					1.977
711-15-202	THERMOPLASTIC, STD.-OPEN GRADED, YELLOW, SOLID, 8"	GM			0.007		0.027																			0.033
711-16-101	THERMOPLASTIC, STD.-OTHER SURFACES, WHITE, SOLID, 6"	GM									0.024		0.349		0.213		0.194									0.780
711-16-102	THERMOPLASTIC, STD.-OTHER SURFACES, WHITE, SOLID, 8"	GM											0.040		0.044		0.162									0.246
711-16-131	THERMOPLASTIC, STD.-OTHER SURFACES, WHITE, SKIP/DOTTED 10-30 OR 3-9, 6"	GM											0.101		0.082											0.183
711-16-133	THERMOPLASTIC, STD.-OTHER SURFACES, WHITE, SKIP/DOTTED 10-30 OR 3-9, 12"	GM																								
711-16-201	THERMOPLASTIC, STD.-OTHER SURFACES, YELLOW, SOLID, 6"	GM									0.014		0.126		0.087											0.226
711-17	THERMOPLASTIC, REMOVE EXIST. THERMOPLASTIC PAVT. MKGS.	SF																								
713-103-101	PERMANENT TAPE, WHITE, SOLID, FOR CONC. BRIDGES, 6"	GM																								
713-103-131	PERMANENT TAPE, WHITE, SKIP, FOR CONC. SURFACES, 10'-30', 6"	GM																								
713-103-201	PERMANENT TAPE, YELLOW, SOLID, FOR CONC. BRIDGES, 6"	GM																								

\* THESE QUANTITIES ARE PAID UNDER PAINTED PAVEMENT MARKINGS (FINAL SURFACE), LUMP SUM - ITEM NO. 710-90. THE QUANTITIES SHOWN ARE FOR ONE APPLICATION; SEE SPECIFICATION 710 FOR THE NUMBER OF APPLICATIONS REQUIRED.

REVISIONS				SCOTT G. HORLANDER, P.E. P.E. NO. 46624 PROTEAN DESIGN GROUP 100 EAST PINE STREET, SUITE 600 ORLANDO FLORIDA 32801 CERTIFICATE OF AUTHORIZATION NUMBER 7865	STATE OF FLORIDA DEPARTMENT OF TRANSPORTATION			SHEET NO.  S-5
DATE	DESCRIPTION	DATE	DESCRIPTION		ROAD NO.	COUNTY	FINANCIAL PROJECT ID	
						SR 46	LAKE	

TABULATION OF QUANTITIES

TABULATION OF QUANTITIES

PAY ITEM NO.	DESCRIPTION	UNIT	SHEET NUMBERS																				TOTAL THIS SHEET		GRAND TOTAL		
			S-41		S-42		S-43		S-44		S-45												PLAN	FINAL	PLAN	FINAL	
			PLAN	FINAL	PLAN	FINAL	PLAN	FINAL	PLAN	FINAL	PLAN	FINAL	PLAN	FINAL	PLAN	FINAL	PLAN	FINAL	PLAN	FINAL							
700-1-11	SINGLE POST SIGN, F&I, GRD. MOUNT, UP TO 12 SF	AS	4		3							1													8	89	
700-1-12	SINGLE POST SIGN, F&I, GRD. MOUNT, 12-20 SF	AS										1													1	20	
700-1-13	SINGLE POST SIGN, F&I, GRD. MOUNT, 21-30 SF	AS																									8
700-1-31	SINGLE POST SIGN, F&I, BRIDGE MOUNT, UP TO 12 SF	AS								1															1	1	
700-1-50	SINGLE POST SIGN, RELOCATE	AS																									7
700-1-60	SINGLE POST SIGN, REMOVE	AS	1						2		2														5	89	
700-2-12	MULTI-POST SIGN, F&I, GROUND MOUNT, 12-20 SF	AS																									1
700-2-13	MULTI-POST SIGN, F&I, GROUND MOUNT, 21-30 SF	AS																									2
700-2-14	MULTI-POST SIGN, F&I, GROUND MOUNT, 31-50 SF	AS																									2
700-2-15	MULTI-POST SIGN, F&I, GROUND MOUNT, 51-100 SF	AS																									1
700-2-16	MULTI-POST SIGN, F&I, GROUND MOUNT, 101-200 SF	AS																									1
700-2-18	MULTI-POST SIGN, F&I, GROUND MOUNT, 301-400 SF	AS																									2
700-2-60	MULTI-POST SIGN, F&I GROUND MOUNT, REMOVE	AS																									2
700-3-207	SIGN PANEL, F&I, OVERHEAD MOUNT, 201-300 SF	EA																									1
700-3-245	SIGN PANEL, F&I, OVERHEAD MOUNT, 101-200 SF WITH LIGHTING	EA																									1
700-3-501	SIGN PANEL, RELOCATE, UP TO 12 SF	EA										4													4	24	
700-3-601	SIGN PANEL, REMOVE, UP TO 12 SF	EA																									1
700-4-112	OH STATIC SIGN STR., F&I, CANTILEVER, 21-30 FT	AS																									1
700-4-114	OH STATIC SIGN STR., F&I, CANTILEVER, 41-50 FT	AS																									1
705-10-1	OBJECT MARKER, TYPE 1	EA																									6
705-10-4	OBJECT MARKER, TYPE 4	EA	2																						2	7	
705-11-1	DELINEATOR, FLEXIBLE TUBULAR	EA	1																						1	23	
710-90	PAINTED PAVT. MARKINGS, FINAL SURFACE	LS																									1
*	RETRO REFLECTIVE PAVEMENT MARKERS																										
*	BI-DIRECTIONAL WHITE RED	EA	91		3		28		28																150	1989	
*	BI-DIRECTIONAL YELLOW	EA										12													12	131	
*	BI-DIRECTIONAL YELLOW RED	EA					13		13																26	84	
*	PAINTED PAVT. MKGS., STD., WHITE, SOLID, 6"	GM	0.186				0.017		0.106																0.309	10.138	
*	PAINTED PAVT. MKGS., STD., WHITE, SOLID, 8"	GM	0.075																						0.075	1.205	
*	PAINTED PAVT. MKGS., STD., WHITE, SOLID, 12"	LF																									1993
*	PAINTED PAVT. MKGS., STD., WHITE, SOLID, 18"	LF	126																						126	1480	
*	PAINTED PAVT. MKGS., STD., WHITE, SOLID, 24"	LF										12													12	530	
*	PAINTED PAVT. MKGS., STD., WHITE, SKIP, 10'-30', 6"	GM	0.136				0.016		0.105																0.257	7.260	
*	PAINTED PAVT. MKGS., STD., WHITE, DOTTED, 3'-9", 12"	GM	0.144		0.006																				0.149	0.496	
*	PAINTED PAVT. MKGS., STD., WHITE, DOTTED, 6'-10', 6"	GM	0.013																						0.013	0.433	
*	PAINTED PAVT. MKGS., STD., WHITE, DOTTED, 2'-4', 6"	GM																									0.872
*	PAINTED PAVT. MKGS., STD., WHITE, MESSAGE	EA	2		3							1													6	16	
*	PAINTED PAVT. MKGS., STD., WHITE, ARROWS	EA	2									1													3	103	
*	PAINTED PAVT. MKGS., STD., YELLOW, SOLID, 6"	GM	0.149				0.016		0.104		0.076														0.345	5.909	
*	PAINTED PAVT. MKGS., STD., YELLOW, SOLID, 8"	GM																									0.043
*	PAINTED PAVT. MKGS., STD., YELLOW, SOLID, 18"	LF																									249
*	PAINTED PAVT. MKGS., STD., YELLOW, DOTTED, 6'-10', 6"	GM																									0.302
*	PAINTED PAVT. MKGS., STD., YELLOW, DOTTED, 2'-4', 6"	GM																									0.030
711-11-123	THERMOPLASTIC, STD., WHITE, SOLID, 12"	LF																									1993
711-11-124	THERMOPLASTIC, STD., WHITE, SOLID, 18"	LF	126																						126	1480	
711-11-125	THERMOPLASTIC, STD., WHITE, SOLID, 24"	LF										12													12	530	
711-11-141	THERMOPLASTIC, STD., WHITE, 2-4 DOTTED GUIDELINE, 6"	GM																									
711-11-141	THERMOPLASTIC, STD., WHITE, 6-10 DOTTED GUIDELINE, 6"	GM	0.013																						0.013	1.305	
711-11-160	THERMOPLASTIC, STANDARD, MESSAGE OR SYMBOL	EA	2		3							1													6	16	
711-11-170	THERMOPLASTIC, STANDARD, ARROWS	EA	2									1													3	103	
711-11-224	THERMOPLASTIC, STD., YELLOW, SOLID, 18"	LF																									249
711-11-241	THERMOPLASTIC, STD., YELLOW, 2-4 DOTTED GUIDELINE, 6"	GM																									0.332
711-11-241	THERMOPLASTIC, STD., YELLOW, 6-10 DOTTED GUIDELINE, 6"	GM																									
711-14-125	THERMOPLASTIC, PREFORMED, WHITE, SOLID, 24"	LF																									803
711-14-160	THERMOPLASTIC, PREFORMED, MESSAGE	EA																									38
711-14-170	THERMOPLASTIC, PREFORMED, ARROWS	EA																									38
711-15-101	THERMOPLASTIC, STD.-OPEN GRADED, WHITE, SOLID, 6"	GM	0.186																						0.186	4.548	
711-15-102	THERMOPLASTIC, STD.-OPEN GRADED, WHITE, SOLID, 8"	GM	0.075																						0.075	0.476	
711-15-131	THERMOPLASTIC, STD.-OPEN GRADED, WHITE, SKIP/DOTTED 10-30 OR 3-9, 6"	GM	0.136																						0.136	3.286	
711-15-133	THERMOPLASTIC, STD.-OPEN GRADED, WHITE, SKIP/DOTTED 10-30 OR 3-9, 12"	GM	0.144		0.006																				0.149	0.356	
711-15-201	THERMOPLASTIC, STD.-OPEN GRADED, YELLOW, SOLID, 6"	GM	0.149																						0.149	2.600	
711-15-202	THERMOPLASTIC, STD.-OPEN GRADED, YELLOW, SOLID, 8"	GM																									0.043
711-16-101	THERMOPLASTIC, STD.-OTHER SURFACES, WHITE, SOLID, 6"	GM					0.017		0.106																0.123	5.590	
711-16-102	THERMOPLASTIC, STD.-OTHER SURFACES, WHITE, SOLID, 8"	GM																									0.729
711-16-131	THERMOPLASTIC, STD.-OTHER SURFACES, WHITE, SKIP/DOTTED 10-30 OR 3-9, 6"	GM					0.016		0.105																0.121	3.974	
711-16-133	THERMOPLASTIC, STD.-OTHER SURFACES, WHITE, SKIP/DOTTED 10-30 OR 3-9, 12"	GM																									0.140
711-16-201	THERMOPLASTIC, STD.-OTHER SURFACES, YELLOW, SOLID, 6"	GM					0.016		0.104		0.076														0.196	3.309	
711-17	THERMOPLASTIC, REMOVE EXIST. THERMOPLASTIC PAVT. MKGS.	SF	104		6																						110
713-103-101	PERMANENT TAPE, WHITE, SOLID, FOR CONC. BRIDGES, 6"	GM							0.089																	0.089	0.108
713-103-131	PERMANENT TAPE, WHITE, SKIP, FOR CONC. SURFACES, 10'-30', 6"	GM							0.085																	0.085	0.104
713-103-201	PERMANENT TAPE, YELLOW, SOLID, FOR CONC. BRIDGES, 6"	GM							0.085																	0.085	0.104

\* THESE QUANTITIES ARE PAID UNDER PAINTED PAVEMENT MARKINGS (FINAL SURFACE), LUMP SUM - ITEM NO. 710-90. THE QUANTITIES SHOWN ARE FOR ONE APPLICATION; SEE SPECIFICATION 710 FOR THE NUMBER OF APPLICATIONS REQUIRED.

REVISIONS				SCOTT G. HORLANDER, P.E. P.E. NO. 46624 PROTEAN DESIGN GROUP 100 EAST PINE STREET, SUITE 600 ORLANDO FLORIDA 32801 CERTIFICATE OF AUTHORIZATION NUMBER 7865	STATE OF FLORIDA DEPARTMENT OF TRANSPORTATION			SHEET NO.  S-6
DATE	DESCRIPTION	DATE	DESCRIPTION		ROAD NO.	COUNTY	FINANCIAL PROJECT ID	
						SR 46	LAKE	

TABULATION OF QUANTITIES

THE OFFICIAL RECORD OF THIS SHEET IS THE ELECTRONIC FILE DIGITALLY SIGNED AND SEALED UNDER RULE 61G15-23.004, F.A.C.

GENERAL NOTES:

1. THE CONTRACTOR SHALL CONTACT DISTRICT FIVE MAINTENANCE OFFICE AT (386) 740-3463 FOUR WEEKS PRIOR TO COMPLETION OF THE PROJECT TO REQUEST A STRUCTURE NUMBER AND SCHEDULE A POST CONSTRUCTION INSPECTION OF THE MAST ARMS.
2. SEE LIGHTING PLANS FOR DETAILS REGARDING THE ELECTRICAL SERVICE FOR THE OVERHEAD SIGN LIGHTING (OHC-2).

PAY ITEM NOTES:

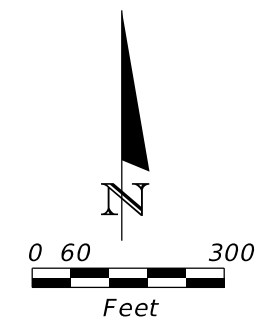
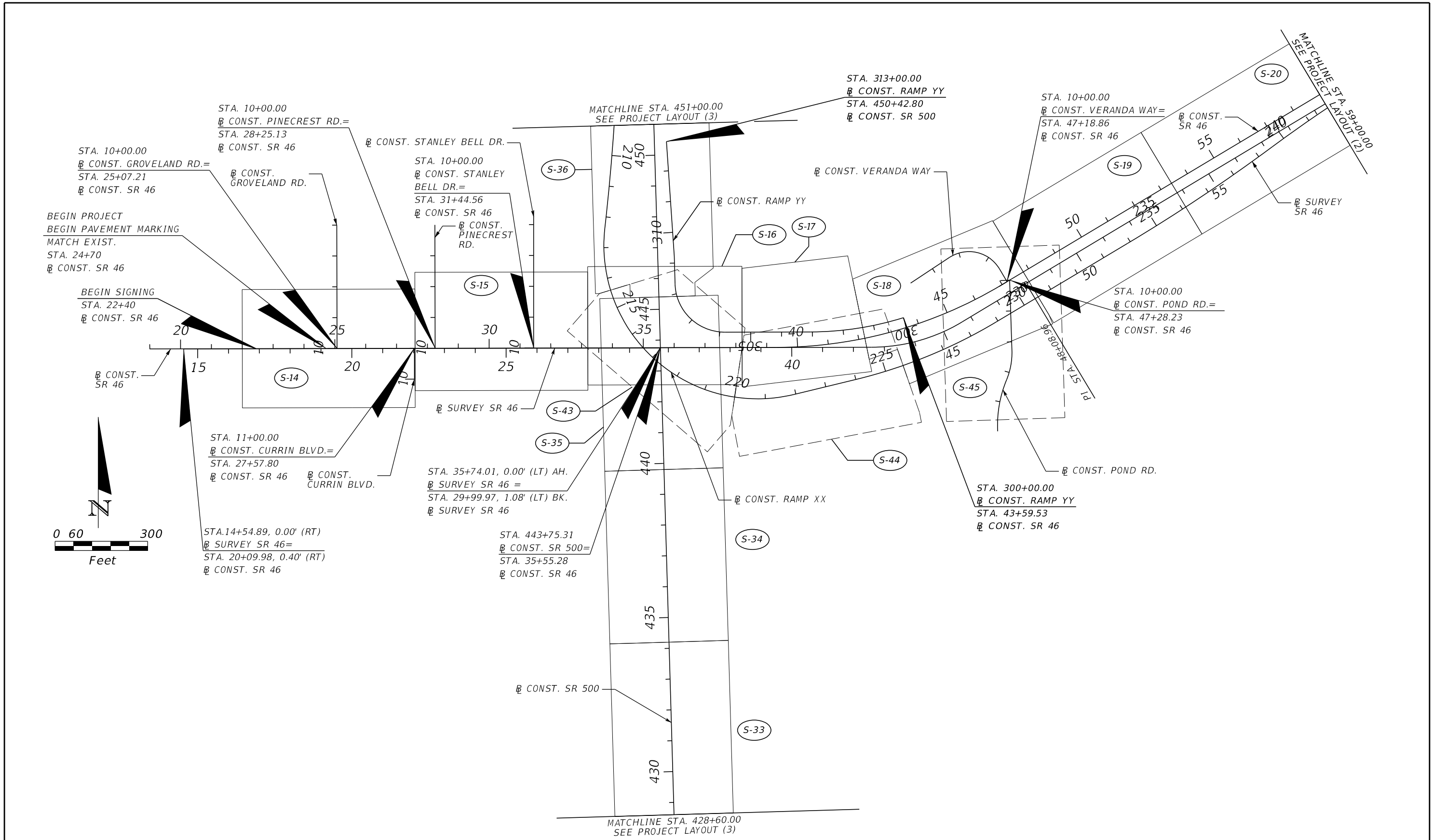
- 700-3-501: PAY ITEM NUMBER 700-3-501 IS TO INCLUDE RELOCATING THE STREET NAME SIGNS TO THE PROPOSED STOP SIGN ASSEMBLY USING A POST TOP SLIP FITTER. ALL ADDITIONAL COSTS FOR MOUNTING THE STREET NAME SIGNS, INCLUDING RE-DRILLING OF THE SIGNS, SHALL BE INCLUDED IN THE PAY ITEM.
- 705-11-1: SHALL INCLUDE THE REMOVAL OF ALL DELINEATORS WITHIN THE PROJECT LIMITS.

LEGEND:

- SNS = STREET NAME SIGNS  
 BDWR = BI-DIRECTIONAL WHITE/RED  
 BDY = BI-DIRECTIONAL YELLOW

THE OFFICIAL RECORD OF THIS SHEET IS THE ELECTRONIC FILE DIGITALLY SIGNED AND SEALED UNDER RULE 61G15-23.004, F.A.C.

REVISIONS				SCOTT G. HORLANDER, P.E. P.E. NO. 46624 PROTEAN DESIGN GROUP 100 EAST PINE STREET, SUITE 600 ORLANDO FLORIDA 32801 CERTIFICATE OF AUTHORIZATION NUMBER 7865	STATE OF FLORIDA DEPARTMENT OF TRANSPORTATION			GENERAL NOTES	SHEET NO.
DATE	DESCRIPTION	DATE	DESCRIPTION		ROAD NO.	COUNTY	FINANCIAL PROJECT ID		S-7
					SR 46	LAKE	238275-2-52-01		

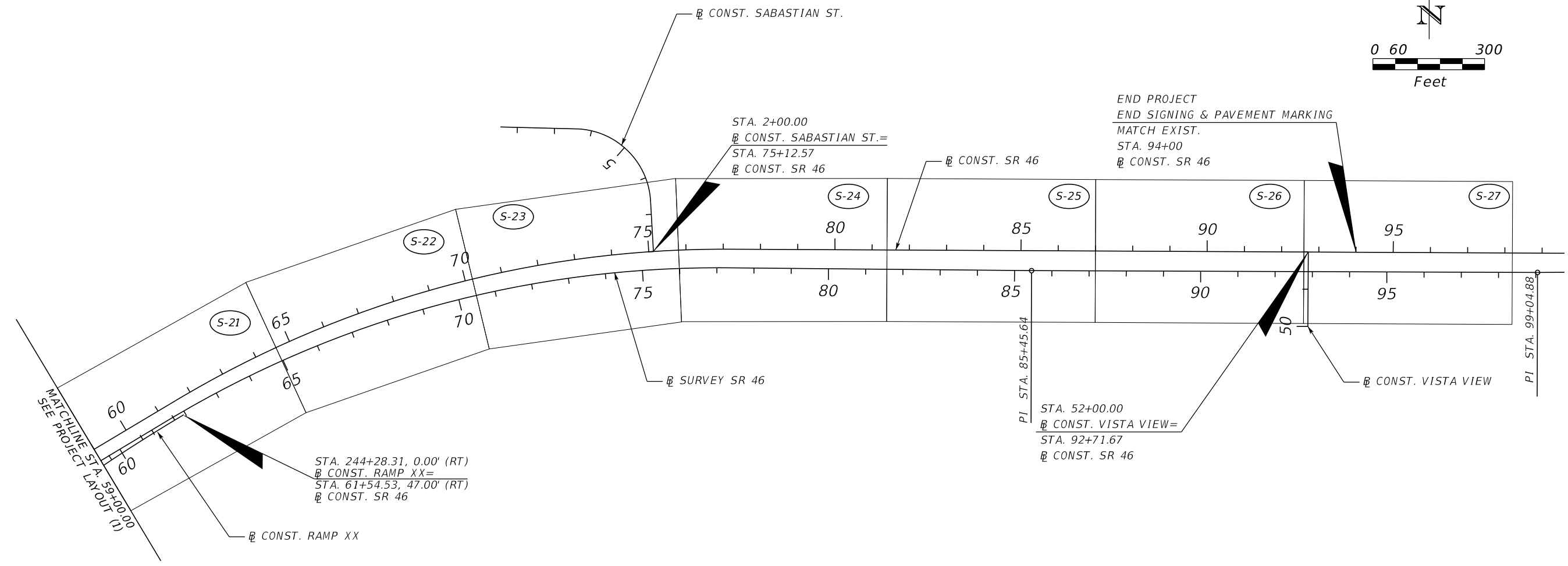
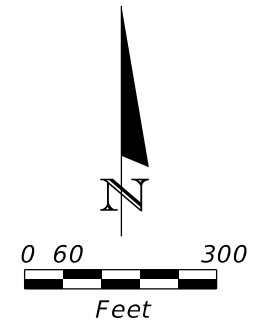


FOR DETAILED HORIZONTAL ALIGNMENT  
INFORMATION SEE ROADWAY COMPONENT

REVISIONS				SCOTT G. HORLANDER, P.E. P.E. NO. 46624 PROTEAN DESIGN GROUP 100 EAST PINE STREET, SUITE 600 ORLANDO FLORIDA 32801 CERTIFICATE OF AUTHORIZATION NUMBER 7865	STATE OF FLORIDA DEPARTMENT OF TRANSPORTATION			PROJECT LAYOUT (1)	SHEET NO.  S-8
DATE	DESCRIPTION	DATE	DESCRIPTION		ROAD NO.	COUNTY	FINANCIAL PROJECT ID		
					SR 46	LAKE	238275-2-52-01		

THE OFFICIAL RECORD OF THIS SHEET IS THE ELECTRONIC FILE DIGITALLY SIGNED AND SEALED UNDER RULE 61G15-23.004, F.A.C.

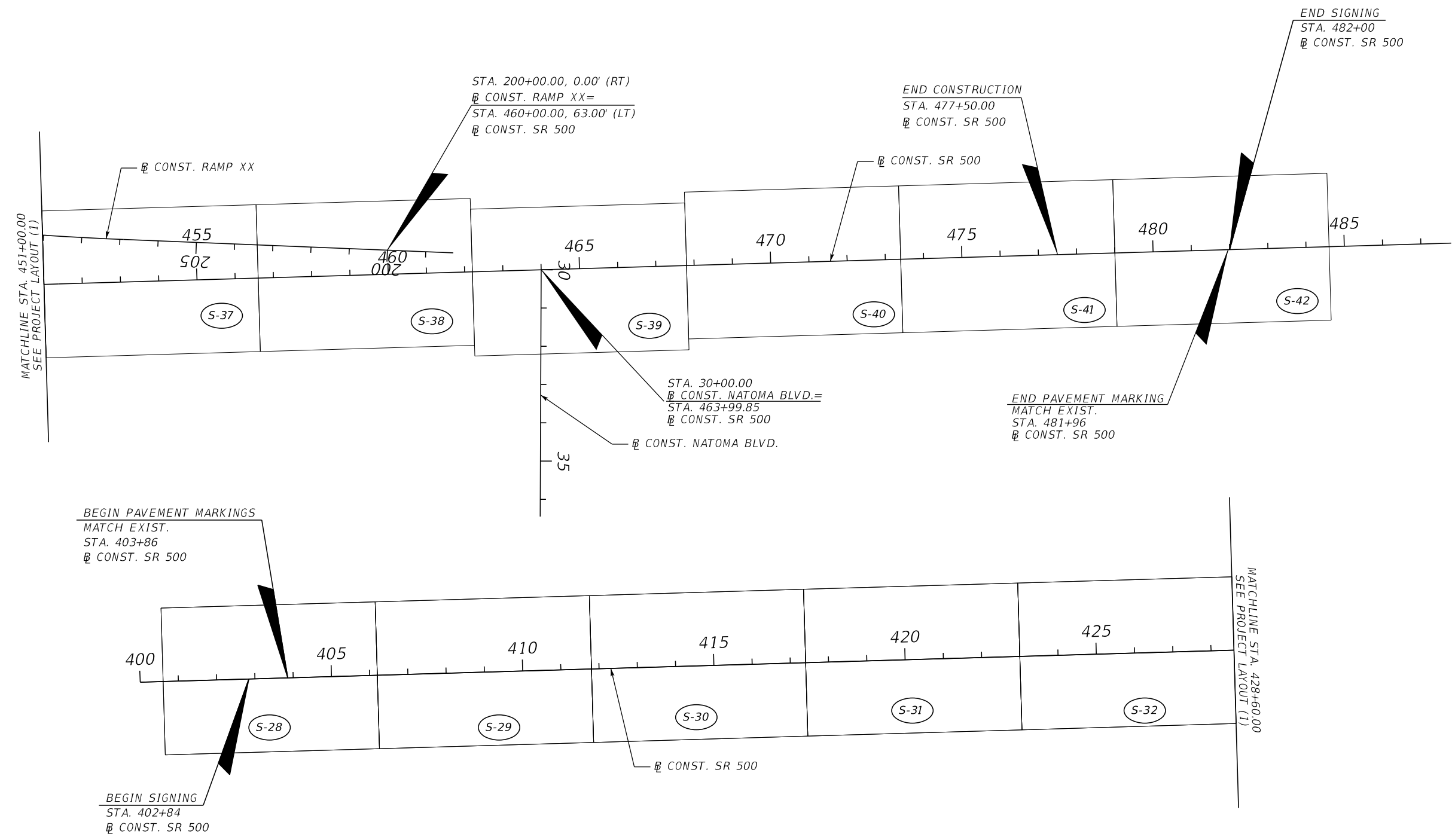
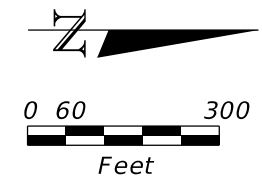




FOR DETAILED HORIZONTAL ALIGNMENT  
INFORMATION SEE ROADWAY COMPONENT

REVISIONS				SCOTT G. HORLANDER, P.E. P.E. NO. 46624 PROTEAN DESIGN GROUP 100 EAST PINE STREET, SUITE 600 ORLANDO FLORIDA 32801 CERTIFICATE OF AUTHORIZATION NUMBER 7865	STATE OF FLORIDA DEPARTMENT OF TRANSPORTATION			<b>PROJECT LAYOUT (2)</b>	SHEET NO.
DATE	DESCRIPTION	DATE	DESCRIPTION		ROAD NO.	COUNTY	FINANCIAL PROJECT ID		
					SR 46	LAKE	238275-2-52-01		S-9

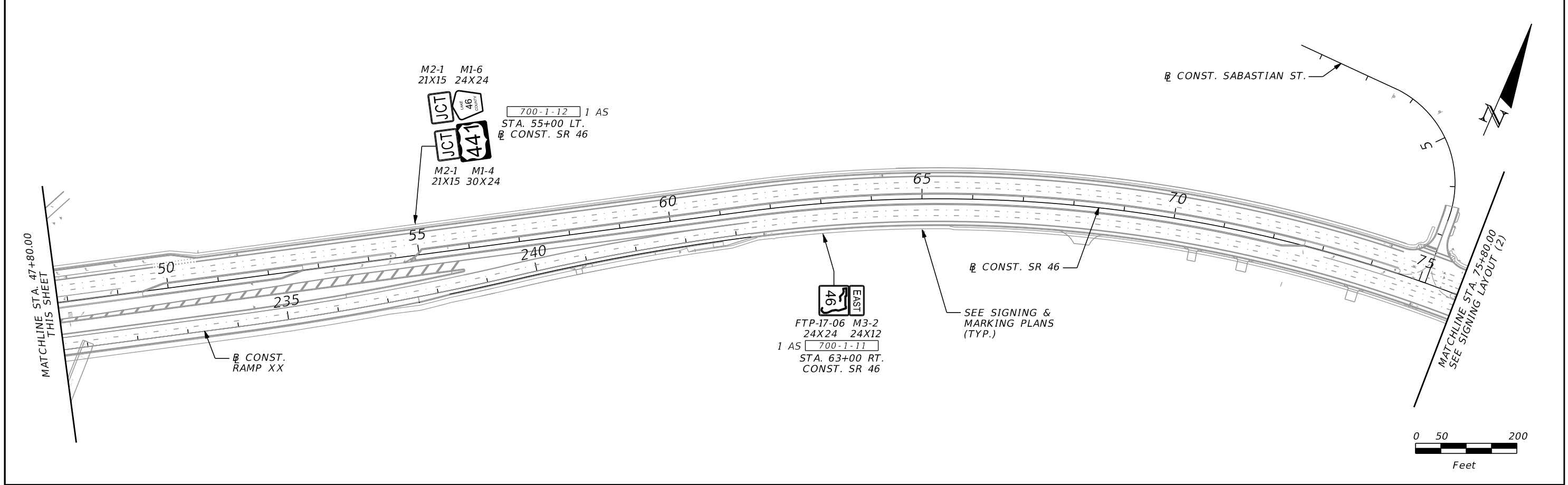
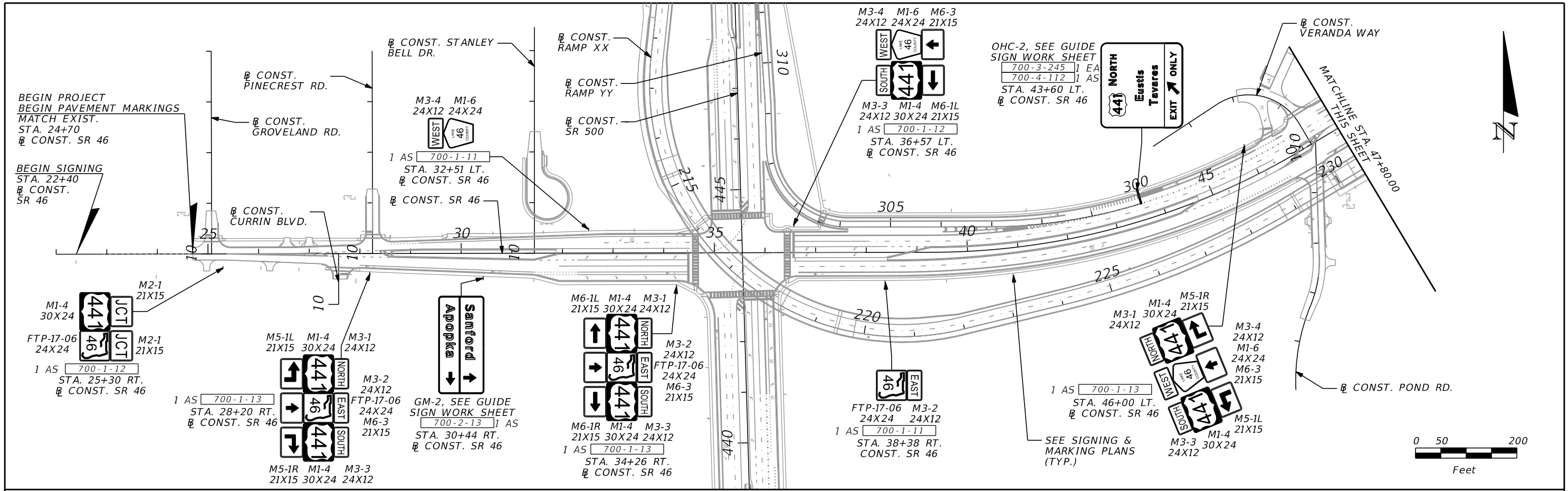
THE OFFICIAL RECORD OF THIS SHEET IS THE ELECTRONIC FILE DIGITALLY SIGNED AND SEALED UNDER RULE 61G15-23.004, F.A.C.



FOR DETAILED HORIZONTAL ALIGNMENT  
INFORMATION SEE ROADWAY COMPONENT

REVISIONS				SCOTT G. HORLANDER, P.E. P.E. NO. 46624 PROTEAN DESIGN GROUP 100 EAST PINE STREET, SUITE 600 ORLANDO FLORIDA 32801 CERTIFICATE OF AUTHORIZATION NUMBER 7865	STATE OF FLORIDA DEPARTMENT OF TRANSPORTATION			<b>PROJECT LAYOUT (3)</b>	SHEET NO.
DATE	DESCRIPTION	DATE	DESCRIPTION		ROAD NO.	COUNTY	FINANCIAL PROJECT ID		S-10
					SR 46	LAKE	238275-2-52-01		

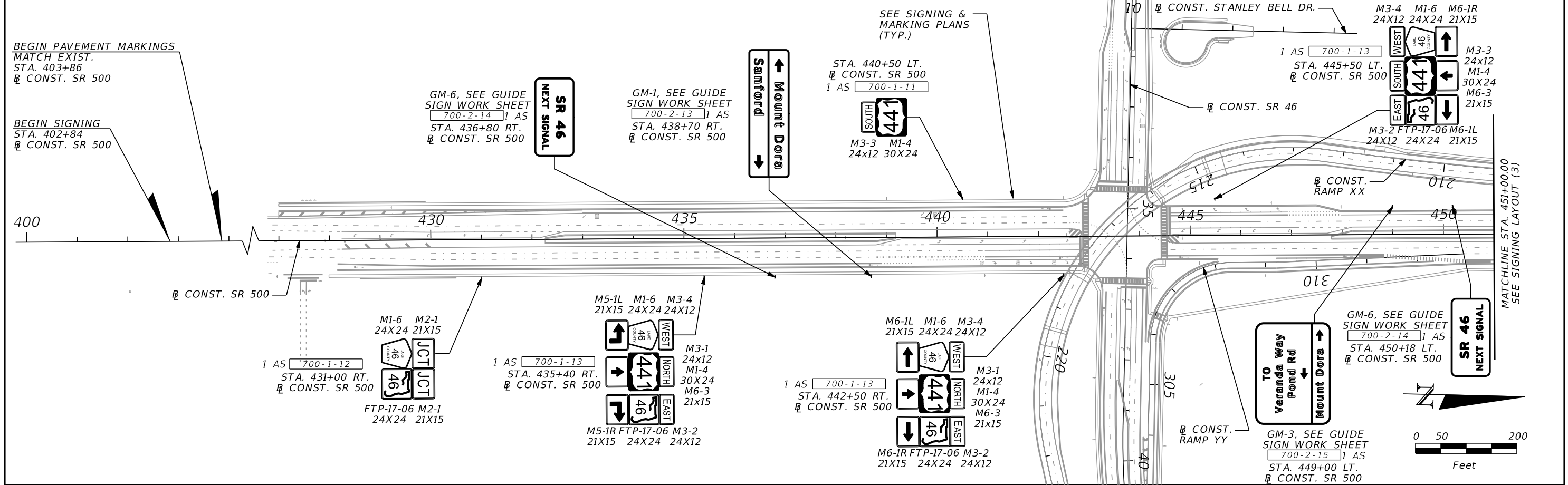
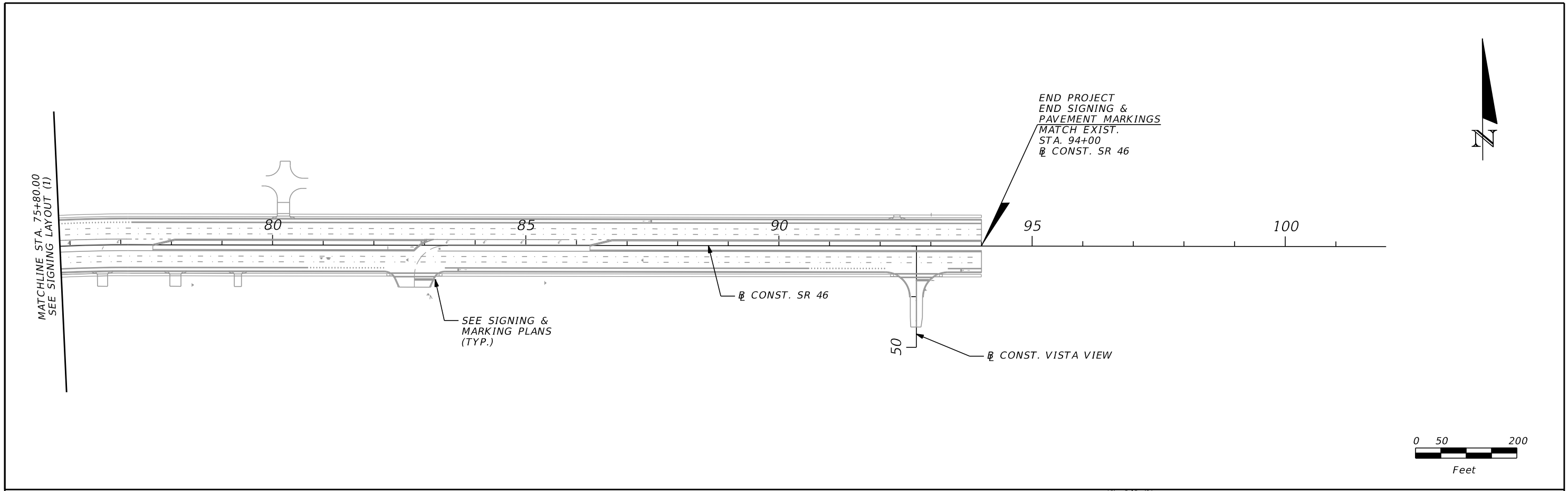
THE OFFICIAL RECORD OF THIS SHEET IS THE ELECTRONIC FILE DIGITALLY SIGNED AND SEALED UNDER RULE 61G15-23.004, F.A.C.



REVISIONS				SCOTT G. HORLANDER, P.E. P.E. NO. 46624 PROTEAN DESIGN GROUP 100 EAST PINE STREET, SUITE 600 ORLANDO FLORIDA 32801 CERTIFICATE OF AUTHORIZATION NUMBER 7865	STATE OF FLORIDA DEPARTMENT OF TRANSPORTATION			SHEET NO.  S-11
DATE	DESCRIPTION	DATE	DESCRIPTION		ROAD NO.	COUNTY	FINANCIAL PROJECT ID	
					SR 46	LAKE	238275-2-52-01	

**SIGNING LAYOUT (1)**

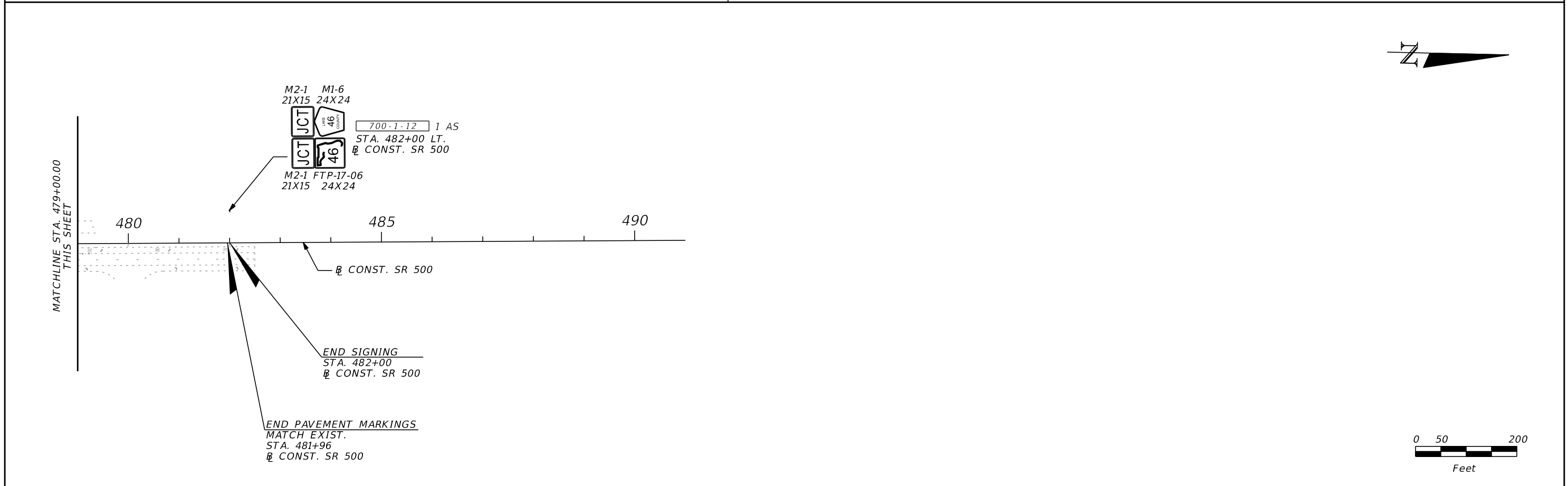
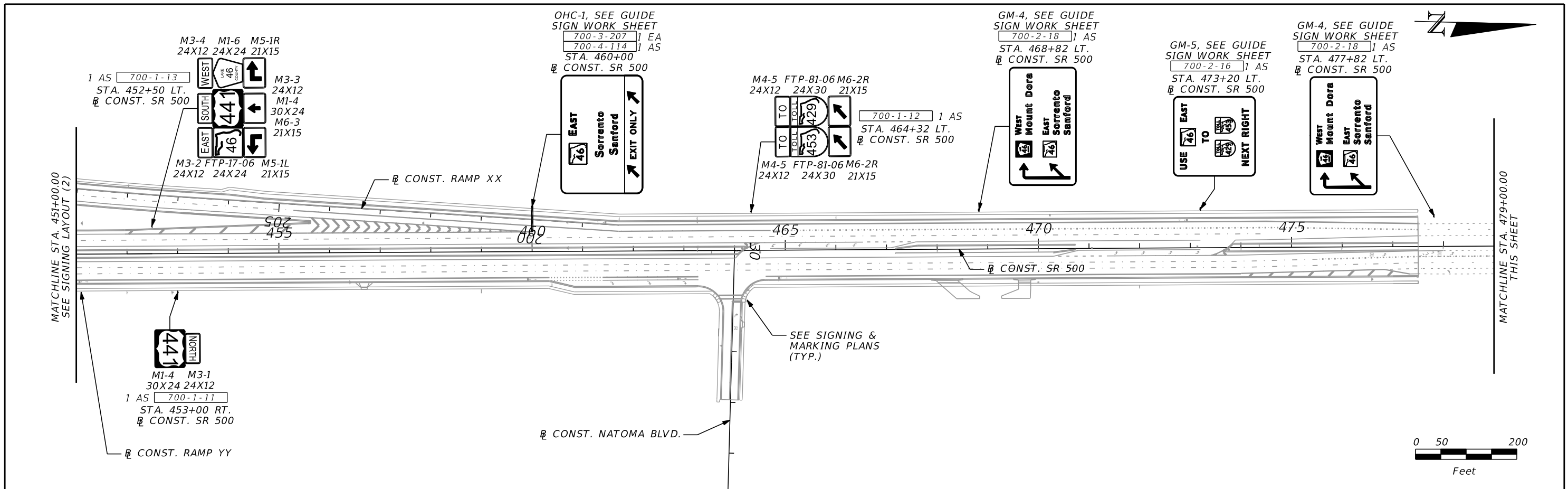
THE OFFICIAL RECORD OF THIS SHEET IS THE ELECTRONIC FILE DIGITALLY SIGNED AND SEALED UNDER RULE 61G15-23.004, F.A.C.



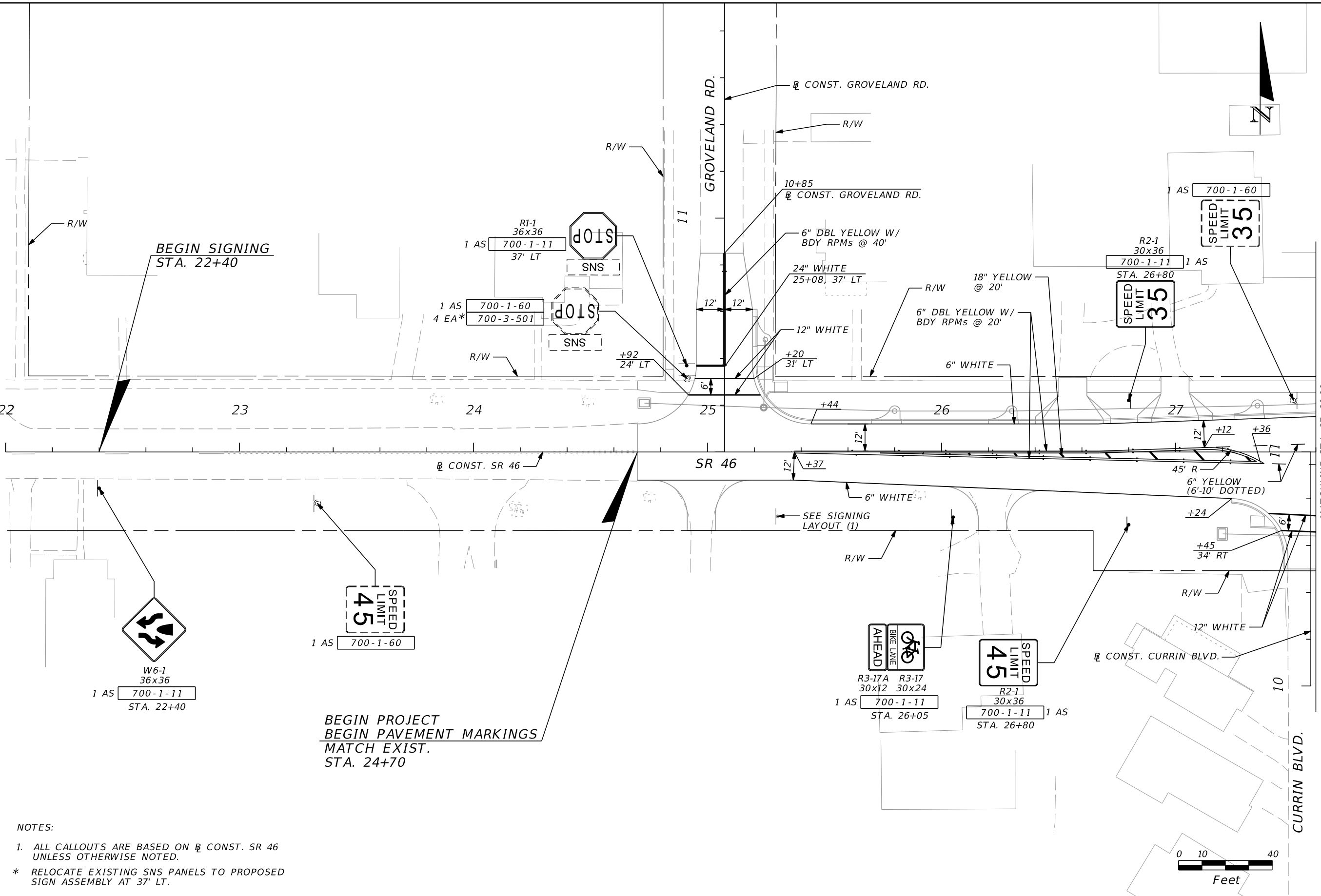
REVISIONS				SCOTT G. HORLANDER, P.E. P.E. NO. 46624 PROTEAN DESIGN GROUP 100 EAST PINE STREET, SUITE 600 ORLANDO FLORIDA 32801 CERTIFICATE OF AUTHORIZATION NUMBER 7865	STATE OF FLORIDA DEPARTMENT OF TRANSPORTATION			SHEET NO.  S-12
DATE	DESCRIPTION	DATE	DESCRIPTION		ROAD NO.	COUNTY	FINANCIAL PROJECT ID	
					SR 46	LAKE	238275-2-52-01	

**SIGNING LAYOUT (2)**

THE OFFICIAL RECORD OF THIS SHEET IS THE ELECTRONIC FILE DIGITALLY SIGNED AND SEALED UNDER RULE 61G15-23.004, F.A.C.



REVISIONS				SCOTT G. HORLANDER, P.E. P.E. NO. 46624 PROTEAN DESIGN GROUP 100 EAST PINE STREET, SUITE 600 ORLANDO FLORIDA 32801 CERTIFICATE OF AUTHORIZATION NUMBER 7865	STATE OF FLORIDA DEPARTMENT OF TRANSPORTATION			SHEET NO.  S-13
DATE	DESCRIPTION	DATE	DESCRIPTION		ROAD NO.	COUNTY	FINANCIAL PROJECT ID	
					SR 46	LAKE	238275-2-52-01	



BEGIN SIGNING  
STA. 22+40

BEGIN PROJECT  
BEGIN PAVEMENT MARKINGS  
MATCH EXIST.  
STA. 24+70

MATCHLINE STA. 27+60.00  
SEE SIGNING & MARKING PLAN (2)

NOTES:

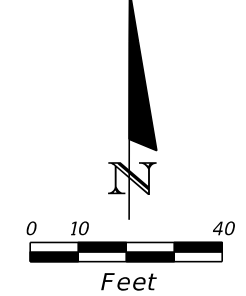
1. ALL CALLOUTS ARE BASED ON  $\varnothing$  CONST. SR 46 UNLESS OTHERWISE NOTED.
- \* RELOCATE EXISTING SNS PANELS TO PROPOSED SIGN ASSEMBLY AT 37' LT.

REVISIONS				SCOTT G. HORLANDER, P.E. P.E. NO. 46624 PROTEAN DESIGN GROUP 100 EAST PINE STREET, SUITE 600 ORLANDO FLORIDA 32801 CERTIFICATE OF AUTHORIZATION NUMBER 7865	STATE OF FLORIDA DEPARTMENT OF TRANSPORTATION			<b>SIGNING &amp; MARKING</b> <b>PLAN (1)</b>	SHEET NO.
DATE	DESCRIPTION	DATE	DESCRIPTION		ROAD NO.	COUNTY	FINANCIAL PROJECT ID		
					SR 46	LAKE	238275-2-52-01		

THE OFFICIAL RECORD OF THIS SHEET IS THE ELECTRONIC FILE DIGITALLY SIGNED AND SEALED UNDER RULE 61G15-23.004, F.A.C.



- NOTES:
1. ALL CALLOUTS ARE BASED ON CONST. SR 46 UNLESS OTHERWISE NOTED.
  2. SR 500 AND RAMP XX ARE SHOWN FOR REFERENCE ONLY.



700-1-60 1 AS  
700-1-60 1 AS

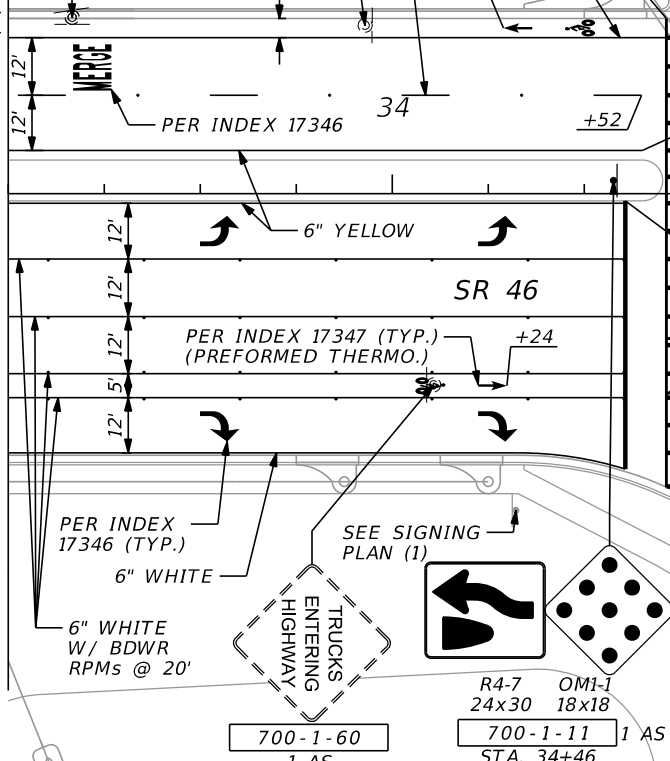


700-1-11 1 AS  
STA. 33+41



6" WHITE (10'-30' SKIP)  
W/ BDWR RPMs @ 40'

MATCHLINE STA. 33+20.00  
SEE SIGNING & MARKING PLAN (2)



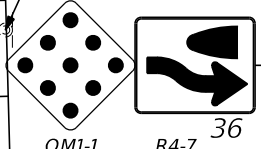
700-1-60 1 AS  
700-1-11 1 AS  
STA. 34+46

SR 500

CONST. SR 500

RAMP XX

6" YELLOW (2'-4" DOTTED)



700-1-11 1 AS  
STA. 36+61

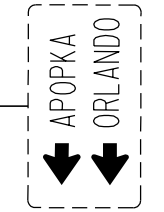
24" WHITE  
+57, 11' RT

24" WHITE (PER INDEX 17346)  
(PERFORMED THERMO.)

12" WHITE



700-1-60 1 AS



700-1-60 1 AS

MATCHLINE STA. 307+20.00  
SEE SIGNING & MARKING PLAN (22)

6" YELLOW

CONST. RAMP YY

+39  
40' LT

12" WHITE

+11  
78' LT

6" WHITE BUFFERED BIKE  
LANE PER INDEX 17347

6" WHITE BUFFERED BIKE  
LANE PER INDEX 17347



R5-2A MOD, M6-3  
SEE GUIDE SIGN 21x15  
WORK SHEET

700-1-11 1 AS  
STA. 36+57

24" WHITE (PER INDEX 17346)  
(PERFORMED THERMO.)



W11-2 W16-7PL  
36x36 24-12

700-1-11 1 AS  
STA. 37+27

SEE SIGNING LAYOUT (1)

+15  
55' LT

6" WHITE BUFFERED BIKE  
LANE PER INDEX 17347

CONST. SR 46

+57

+68

+65

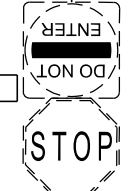
+50  
48' RT

6" WHITE (10'-30' SKIP)  
W/ BDWR RPMs @ 40'


6" WHITE BUFFERED BIKE  
LANE PER INDEX 17347

700-1-60 1 AS

700-1-60 1 AS



1 AS 700-1-60



MATCHLINE STA. 38+20.00  
SEE SIGNING & MARKING PLAN (4)

REVISIONS		REVISIONS	
DATE	DESCRIPTION	DATE	DESCRIPTION

SCOTT G. HORLANDER, P.E.  
P.E. NO. 46624  
PROTEAN DESIGN GROUP  
100 EAST PINE STREET, SUITE 600  
ORLANDO FLORIDA 32801  
CERTIFICATE OF AUTHORIZATION NUMBER 7865

STATE OF FLORIDA DEPARTMENT OF TRANSPORTATION		
ROAD NO.	COUNTY	FINANCIAL PROJECT ID
SR 46	LAKE	238275-2-52-01

**SIGNING & MARKING  
PLAN (3)**

SHEET NO.  
S-16

THE OFFICIAL RECORD OF THIS SHEET IS THE ELECTRONIC FILE DIGITALLY SIGNED AND SEALED UNDER RULE 61G15-23.004, F.A.C.

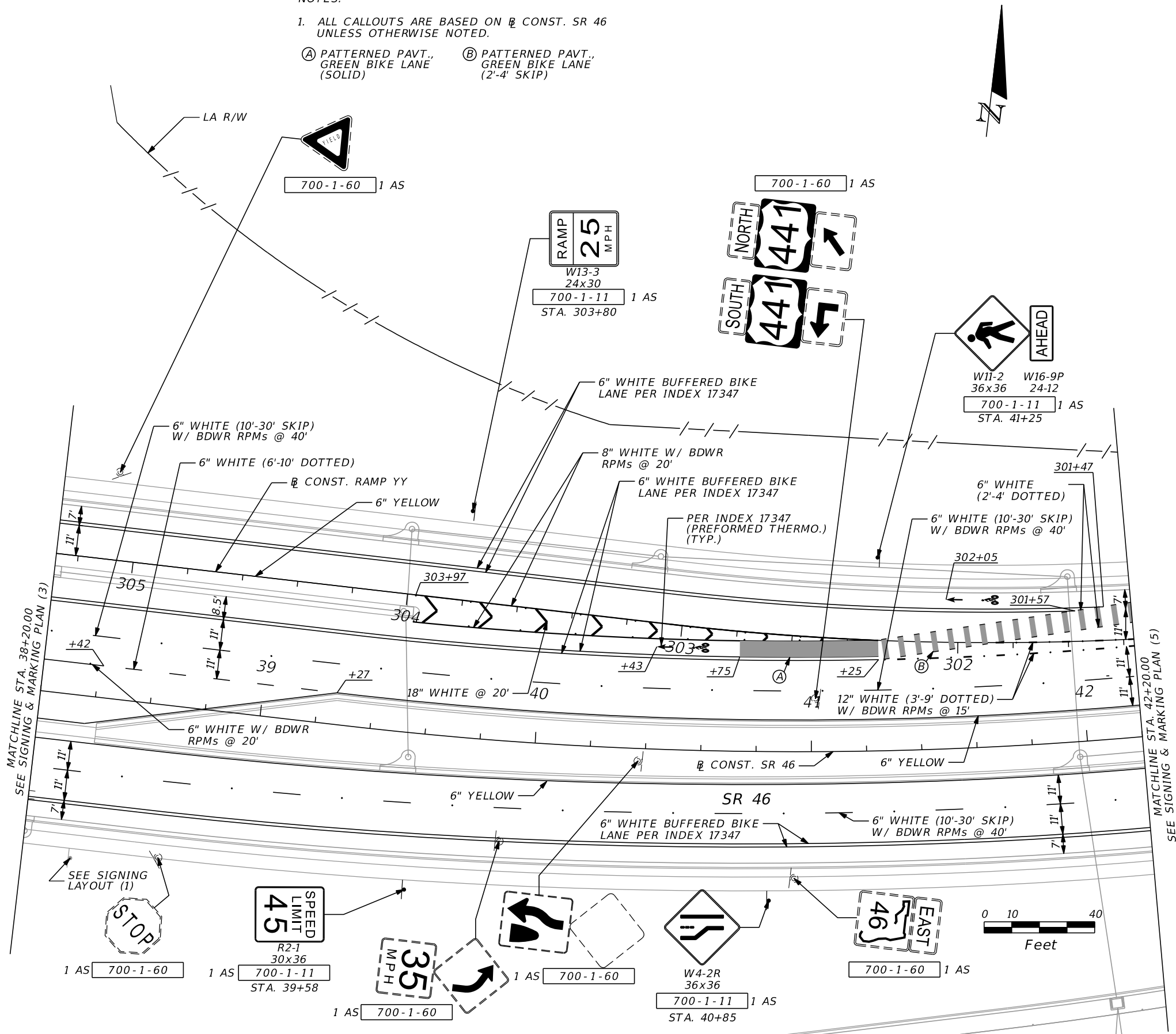


NOTES:

1. ALL CALLOUTS ARE BASED ON  $\varnothing$  CONST. SR 46 UNLESS OTHERWISE NOTED.

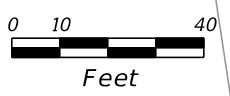
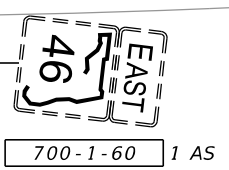
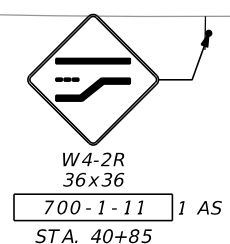
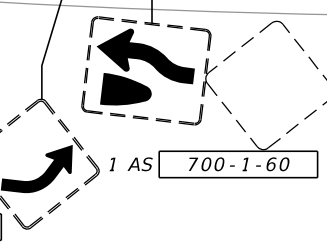

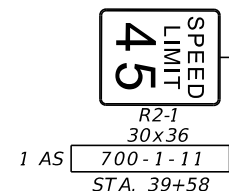
(A) PATTERNED PAVT., GREEN BIKE LANE (SOLID)

(B) PATTERNED PAVT., GREEN BIKE LANE (2'-4' SKIP)



MATCHLINE STA. 38+20.00  
SEE SIGNING & MARKING PLAN (3)

MATCHLINE STA. 42+20.00  
SEE SIGNING & MARKING PLAN (5)



REVISIONS			
DATE	DESCRIPTION	DATE	DESCRIPTION

SCOTT G. HORLANDER, P.E.  
P.E. NO. 46624  
PROTEAN DESIGN GROUP  
100 EAST PINE STREET, SUITE 600  
ORLANDO FLORIDA 32801  
CERTIFICATE OF AUTHORIZATION NUMBER 7865

STATE OF FLORIDA DEPARTMENT OF TRANSPORTATION		
ROAD NO.	COUNTY	FINANCIAL PROJECT ID
SR 46	LAKE	238275-2-52-01

**SIGNING & MARKING  
PLAN (4)**

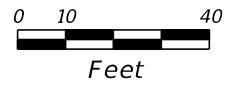
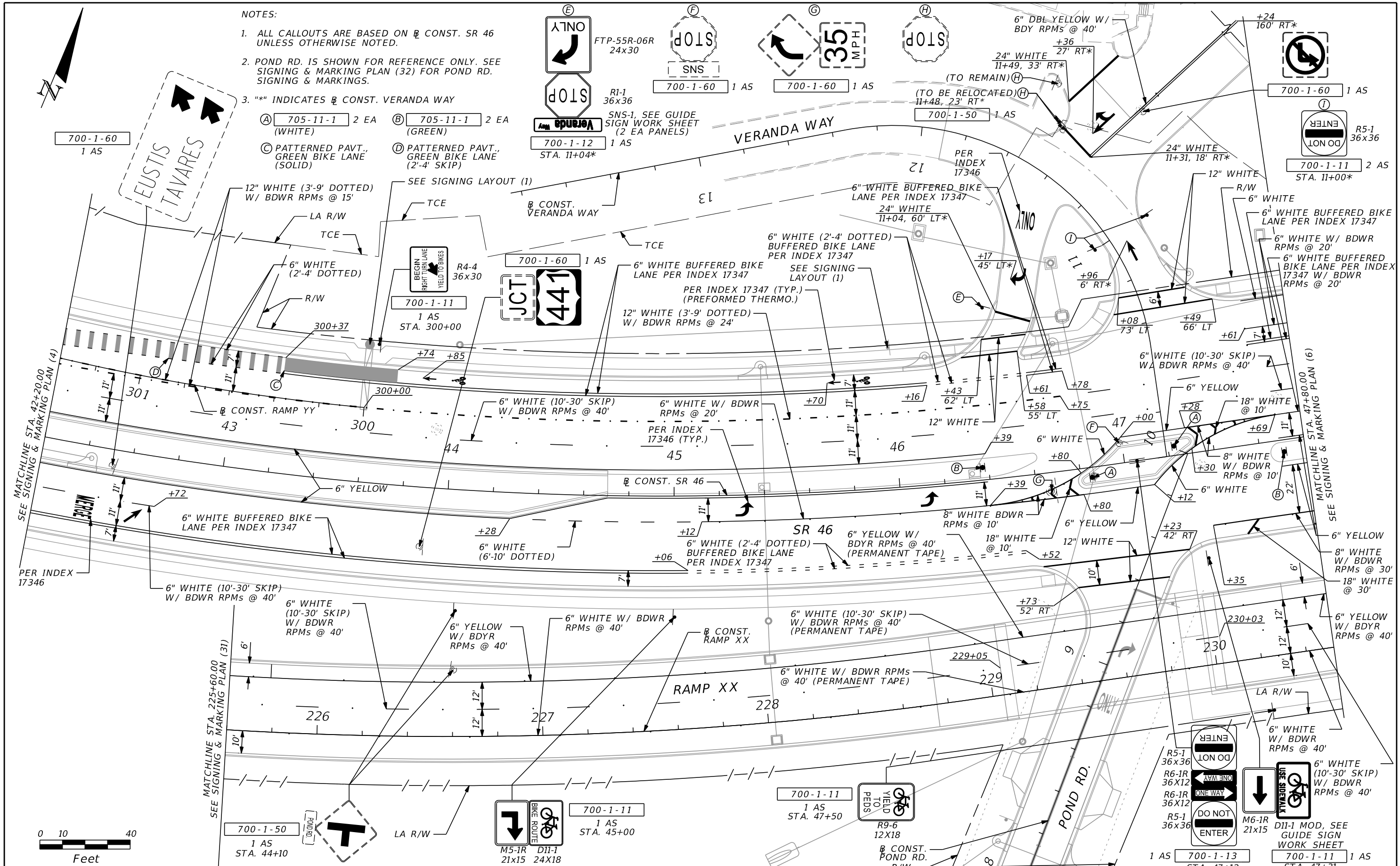
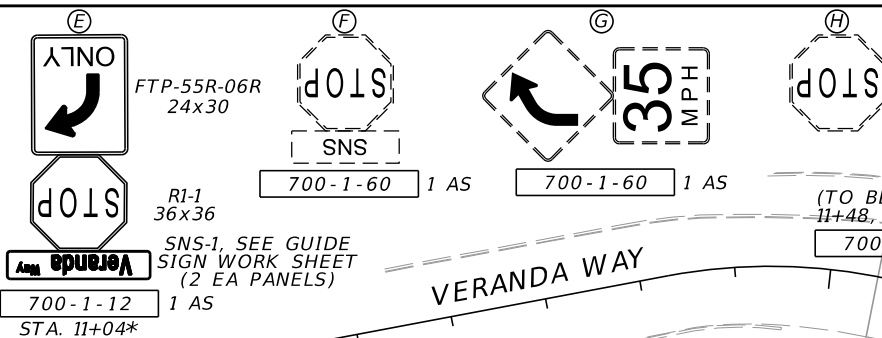
SHEET NO.  
**S-17**

THE OFFICIAL RECORD OF THIS SHEET IS THE ELECTRONIC FILE DIGITALLY SIGNED AND SEALED UNDER RULE 61G15-23.004, F.A.C.

NOTES:

- ALL CALLOUTS ARE BASED ON  $\frac{1}{2}$  CONST. SR 46 UNLESS OTHERWISE NOTED.
- POND RD. IS SHOWN FOR REFERENCE ONLY. SEE SIGNING & MARKING PLAN (32) FOR POND RD. SIGNING & MARKINGS.
- "\*\*" INDICATES  $\frac{1}{2}$  CONST. VERANDA WAY

- (A) 705-11-1 2 EA (WHITE)
- (B) 705-11-1 2 EA (GREEN)
- (C) PATTERNED PAVT., GREEN BIKE LANE (SOLID)
- (D) PATTERNED PAVT., GREEN BIKE LANE (2'-4" SKIP)



MATCHLINE STA. 225+60.00  
SEE SIGNING & MARKING PLAN (31)

MATCHLINE STA. 42+20.00  
SEE SIGNING & MARKING PLAN (4)

MATCHLINE STA. 47+80.00  
SEE SIGNING & MARKING PLAN (6)

REVISIONS

DATE	DESCRIPTION	DATE	DESCRIPTION

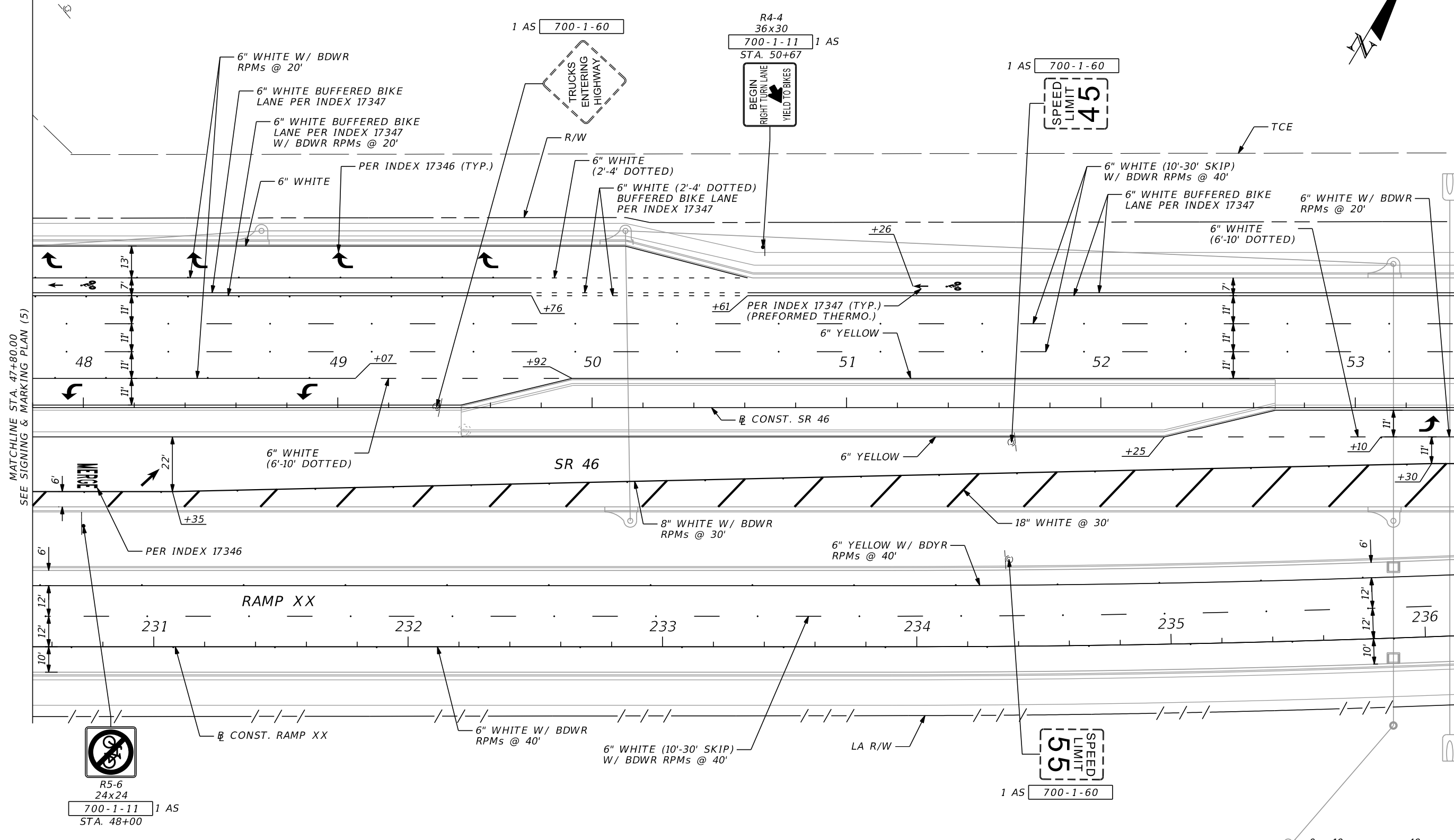

SCOTT G. HORLANDER, P.E.  
P.E. NO. 46624  
PROTEAN DESIGN GROUP  
100 EAST PINE STREET, SUITE 600  
ORLANDO FLORIDA 32801  
CERTIFICATE OF AUTHORIZATION NUMBER 7865

STATE OF FLORIDA DEPARTMENT OF TRANSPORTATION		
ROAD NO.	COUNTY	FINANCIAL PROJECT ID
SR 46	LAKE	238275-2-52-01

**SIGNING & MARKING  
PLAN (5)**

SHEET NO.  
S-18

THE OFFICIAL RECORD OF THIS SHEET IS THE ELECTRONIC FILE DIGITALLY SIGNED AND SEALED UNDER RULE 61G15-23.004, F.A.C.



MATCHLINE STA. 47+80.00  
SEE SIGNING & MARKING PLAN (5)

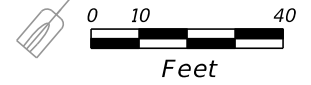
MATCHLINE STA. 53+40.00  
SEE SIGNING & MARKING PLAN (7)

**NOTES:**

1. ALL CALLOUTS ARE BASED ON  $\square$  CONST. SR 46 UNLESS OTHERWISE NOTED.

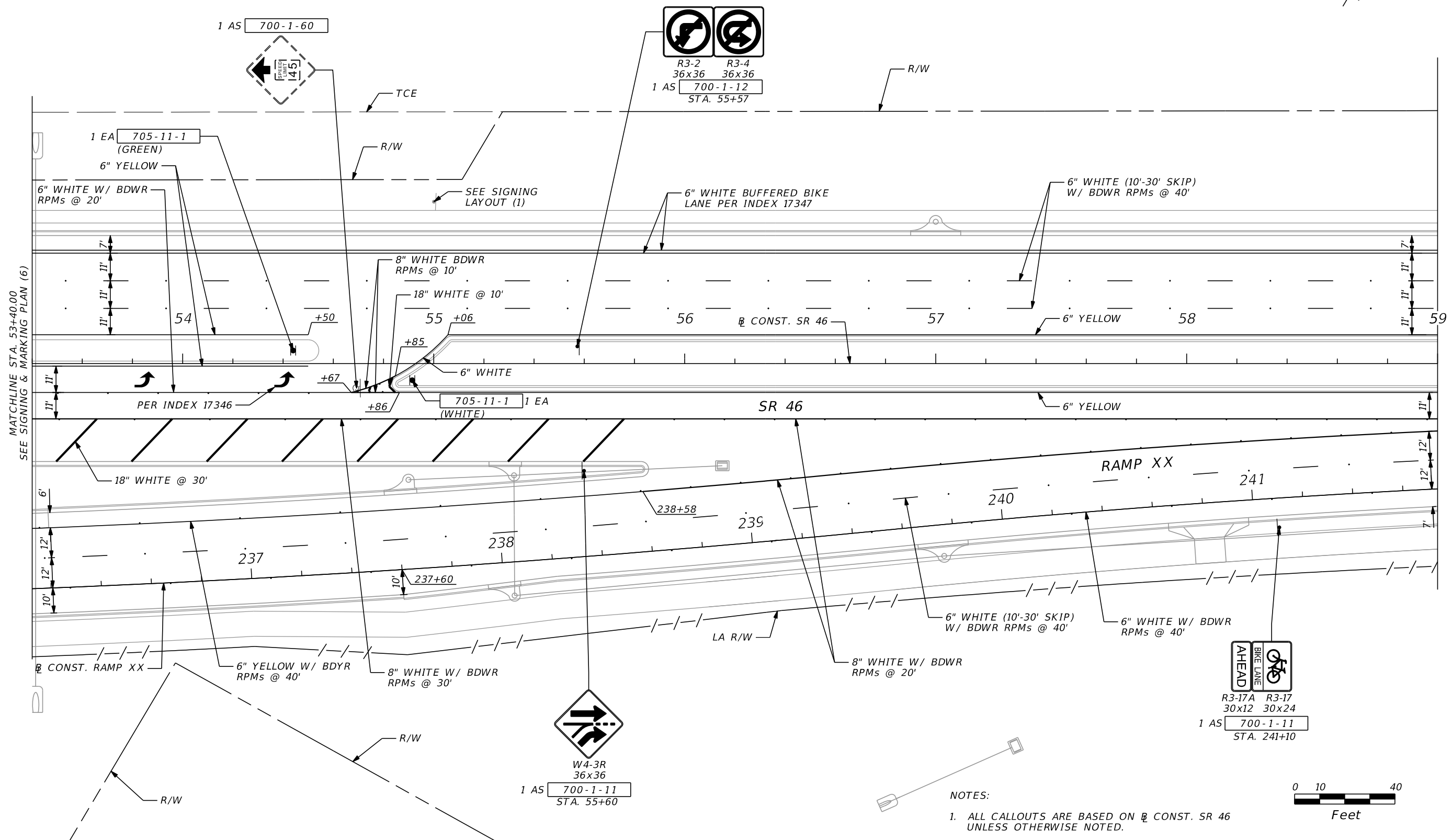



R5-6  
24x24  
700-1-11 1 AS  
STA. 48+00



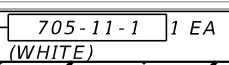
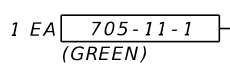
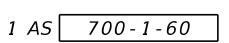
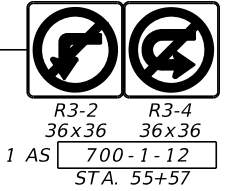
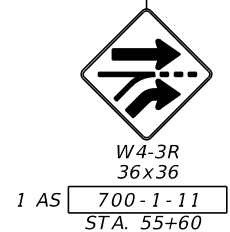
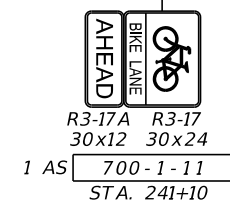
REVISIONS				SCOTT G. HORLANDER, P.E. P.E. NO. 46624 PROTEAN DESIGN GROUP 100 EAST PINE STREET, SUITE 600 ORLANDO FLORIDA 32801 CERTIFICATE OF AUTHORIZATION NUMBER 7865	STATE OF FLORIDA DEPARTMENT OF TRANSPORTATION			<b>SIGNING &amp; MARKING            PLAN (6)</b>	SHEET NO.
DATE	DESCRIPTION	DATE	DESCRIPTION		ROAD NO.	COUNTY	FINANCIAL PROJECT ID		
					SR 46	LAKE	238275-2-52-01		S-19

THE OFFICIAL RECORD OF THIS SHEET IS THE ELECTRONIC FILE DIGITALLY SIGNED AND SEALED UNDER RULE 61G15-23.004, F.A.C.

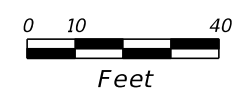


MATCHLINE STA. 53+40.00  
SEE SIGNING & MARKING PLAN (6)

MATCHLINE STA. 59+00.00  
SEE SIGNING & MARKING PLAN (8)

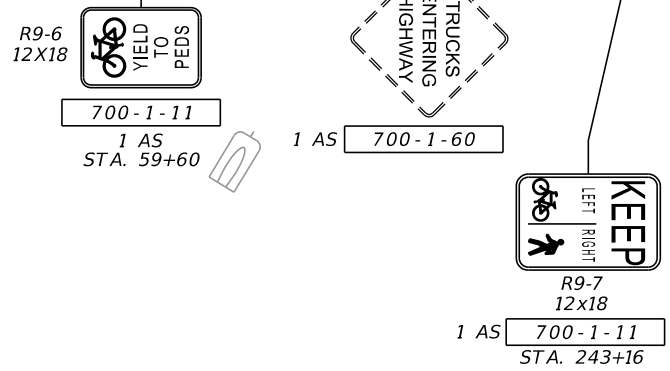
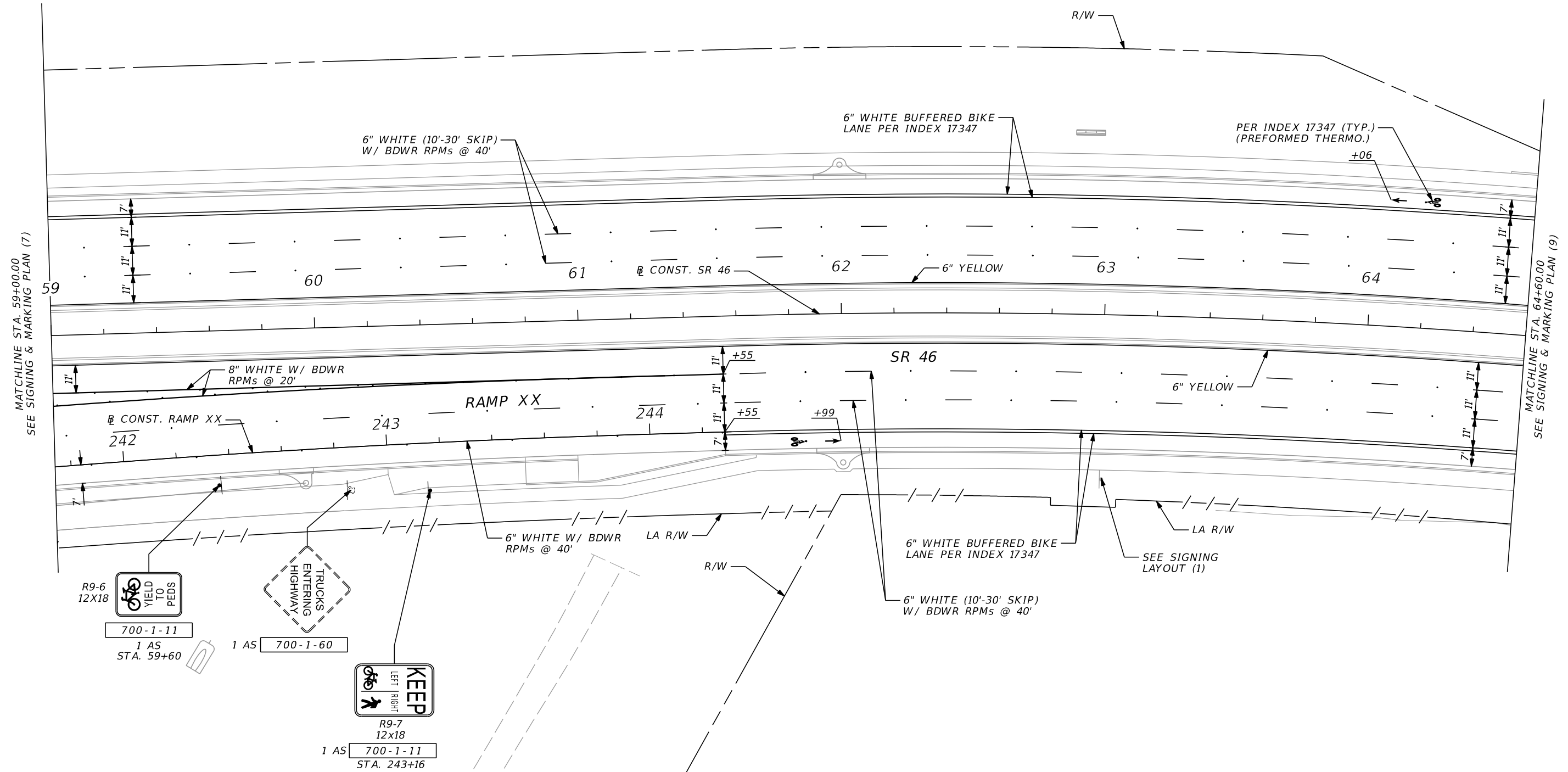



NOTES:  
1. ALL CALLOUTS ARE BASED ON  $\frac{1}{2}$  CONST. SR 46 UNLESS OTHERWISE NOTED.

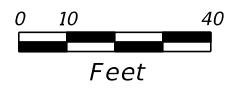


REVISIONS				SCOTT G. HORLANDER, P.E. P.E. NO. 46624 PROTEAN DESIGN GROUP 100 EAST PINE STREET, SUITE 600 ORLANDO FLORIDA 32801 CERTIFICATE OF AUTHORIZATION NUMBER 7865	STATE OF FLORIDA DEPARTMENT OF TRANSPORTATION			<b>SIGNING &amp; MARKING            PLAN (7)</b>	SHEET NO.
DATE	DESCRIPTION	DATE	DESCRIPTION		ROAD NO.	COUNTY	FINANCIAL PROJECT ID		
						SR 46	LAKE		238275-2-52-01

THE OFFICIAL RECORD OF THIS SHEET IS THE ELECTRONIC FILE DIGITALLY SIGNED AND SEALED UNDER RULE 61G15-23.004, F.A.C.

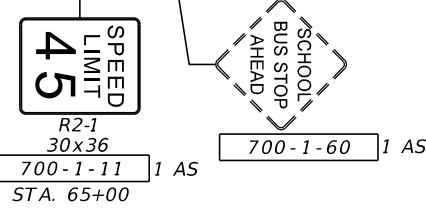
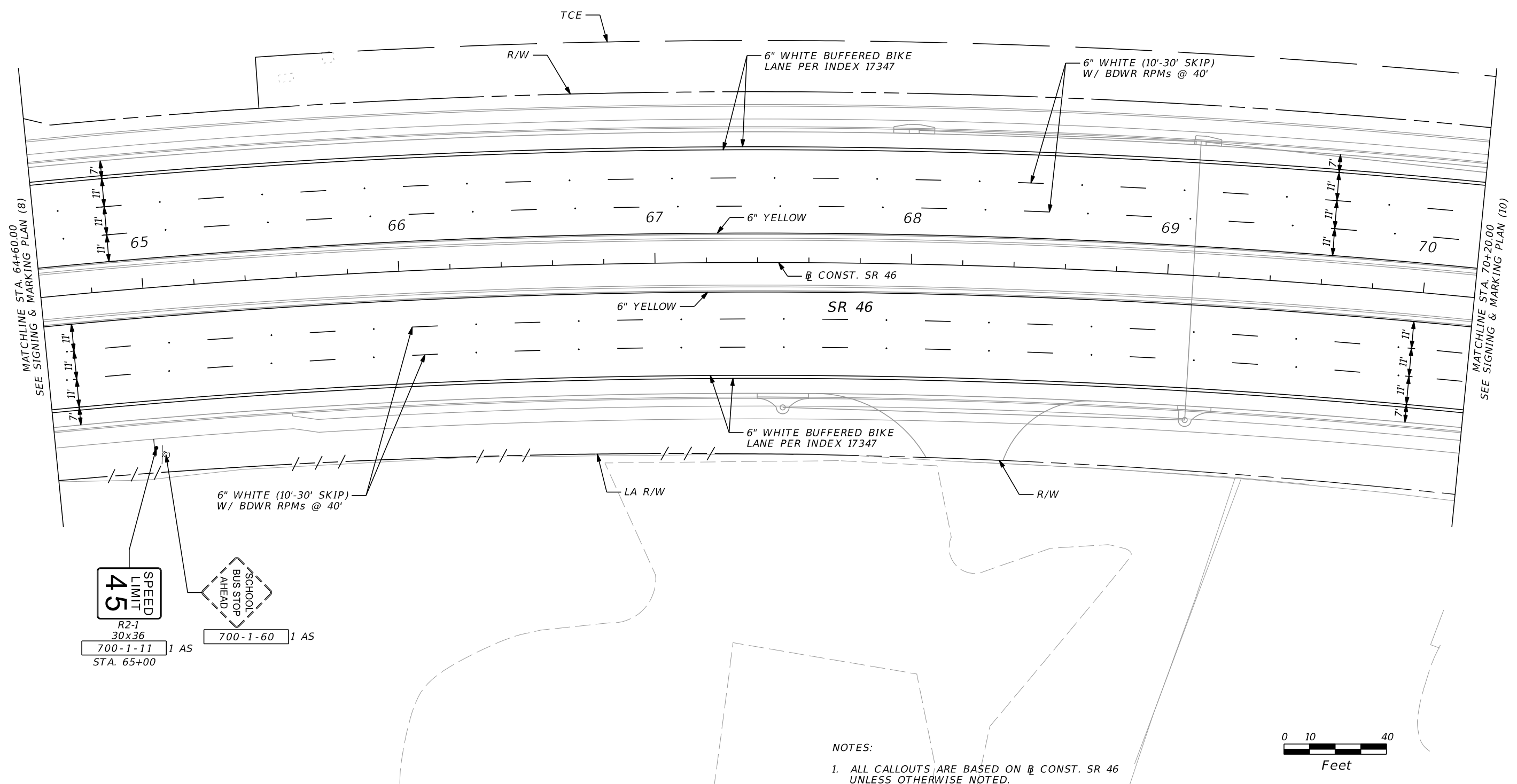



NOTES:  
 1. ALL CALLOUTS ARE BASED ON  $\varnothing$  CONST. SR 46 UNLESS OTHERWISE NOTED.

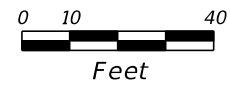


REVISIONS				SCOTT G. HORLANDER, P.E. P.E. NO. 46624 PROTEAN DESIGN GROUP 100 EAST PINE STREET, SUITE 600 ORLANDO FLORIDA 32801 CERTIFICATE OF AUTHORIZATION NUMBER 7865	STATE OF FLORIDA DEPARTMENT OF TRANSPORTATION			SIGNING & MARKING PLAN (8)	SHEET NO.
DATE	DESCRIPTION	DATE	DESCRIPTION		ROAD NO.	COUNTY	FINANCIAL PROJECT ID		
						SR 46	LAKE		238275-2-52-01

THE OFFICIAL RECORD OF THIS SHEET IS THE ELECTRONIC FILE DIGITALLY SIGNED AND SEALED UNDER RULE 61G15-23.004, F.A.C.



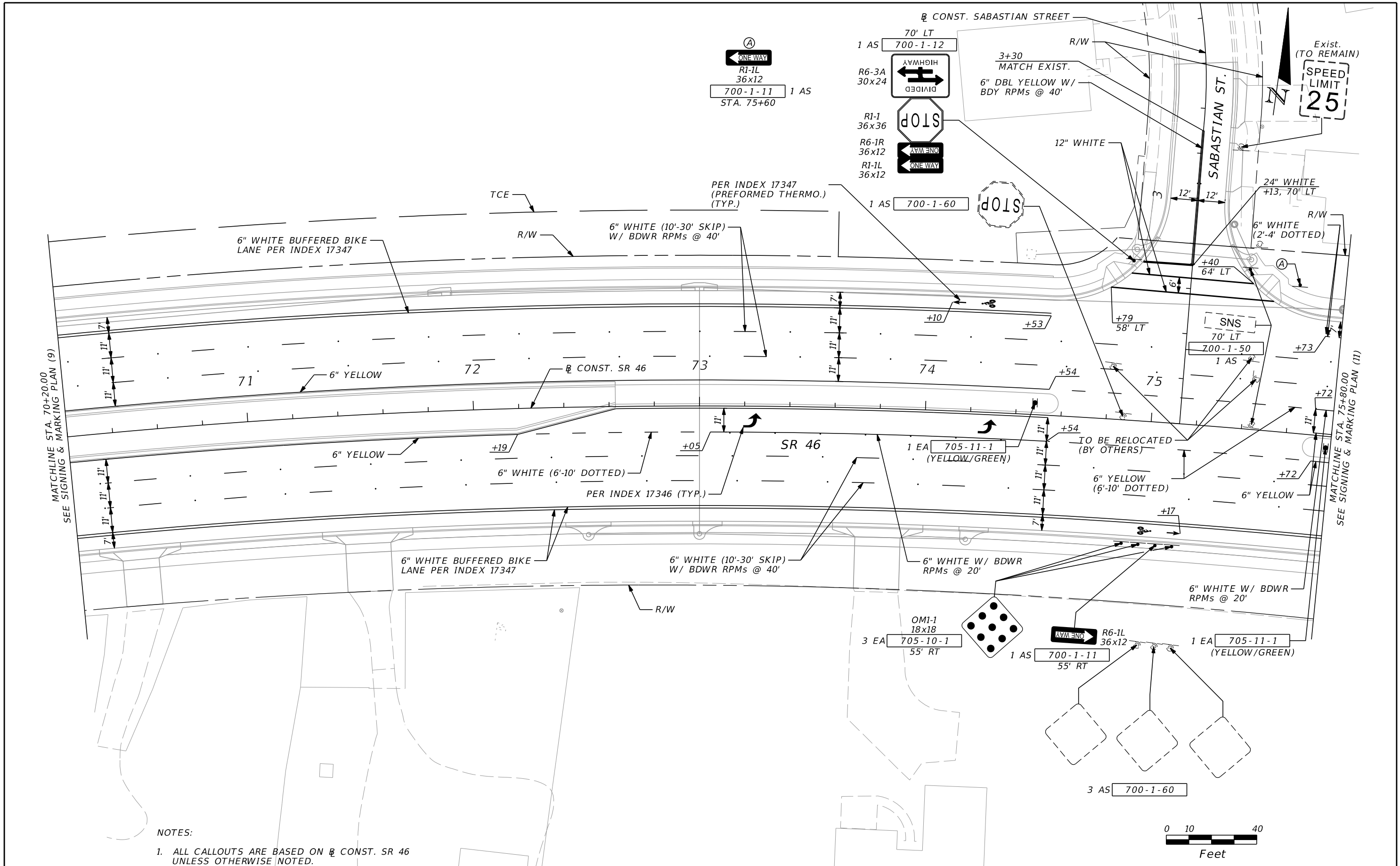
NOTES:  
 1. ALL CALLOUTS ARE BASED ON  $\mathcal{B}$  CONST. SR 46 UNLESS OTHERWISE NOTED.



REVISIONS				SCOTT G. HORLANDER, P.E. P.E. NO. 46624 PROTEAN DESIGN GROUP 100 EAST PINE STREET, SUITE 600 ORLANDO FLORIDA 32801 CERTIFICATE OF AUTHORIZATION NUMBER 7865	STATE OF FLORIDA DEPARTMENT OF TRANSPORTATION			SHEET NO. S-22
DATE	DESCRIPTION	DATE	DESCRIPTION		ROAD NO.	COUNTY	FINANCIAL PROJECT ID	
					SR 46	LAKE	238275-2-52-01	

**SIGNING & MARKING  
 PLAN (9)**

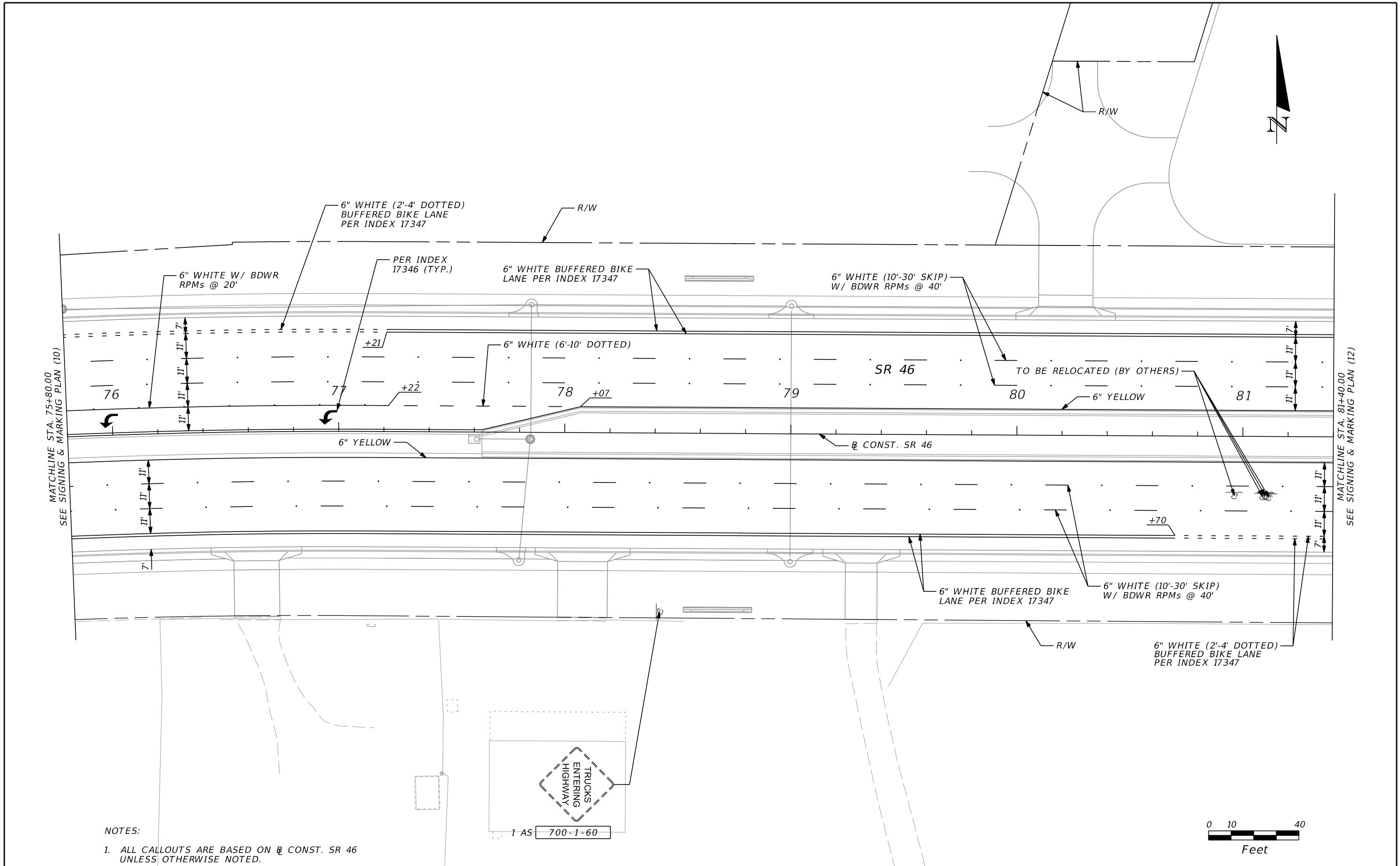
THE OFFICIAL RECORD OF THIS SHEET IS THE ELECTRONIC FILE DIGITALLY SIGNED AND SEALED UNDER RULE 61G15-23.004, F.A.C.



NOTES:  
 1. ALL CALLOUTS ARE BASED ON CONST. SR 46 UNLESS OTHERWISE NOTED.

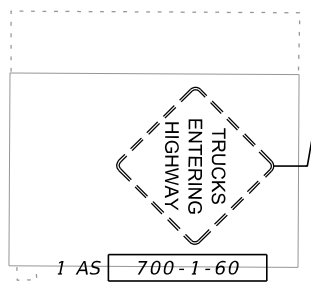
REVISIONS				SCOTT G. HORLANDER, P.E. P.E. NO. 46624 PROTEAN DESIGN GROUP 100 EAST PINE STREET, SUITE 600 ORLANDO FLORIDA 32801 CERTIFICATE OF AUTHORIZATION NUMBER 7865	STATE OF FLORIDA DEPARTMENT OF TRANSPORTATION			<b>SIGNING &amp; MARKING          PLAN (10)</b>	SHEET NO. S-23
DATE	DESCRIPTION	DATE	DESCRIPTION		ROAD NO.	COUNTY	FINANCIAL PROJECT ID		
					SR 46	LAKE	238275-2-52-01		

THE OFFICIAL RECORD OF THIS SHEET IS THE ELECTRONIC FILE DIGITALLY SIGNED AND SEALED UNDER RULE 61G15-23.004, F.A.C.



NOTES:

1. ALL CALLOUTS ARE BASED ON  $\mathcal{R}$  CONST. SR 46 UNLESS OTHERWISE NOTED.



REVISIONS		REVISIONS	
DATE	DESCRIPTION	DATE	DESCRIPTION

SCOTT G. HORLANDER, P.E.  
P.E. NO. 46624  
PROTEAN DESIGN GROUP  
100 EAST PINE STREET, SUITE 600  
ORLANDO FLORIDA 32801  
CERTIFICATE OF AUTHORIZATION NUMBER 7865

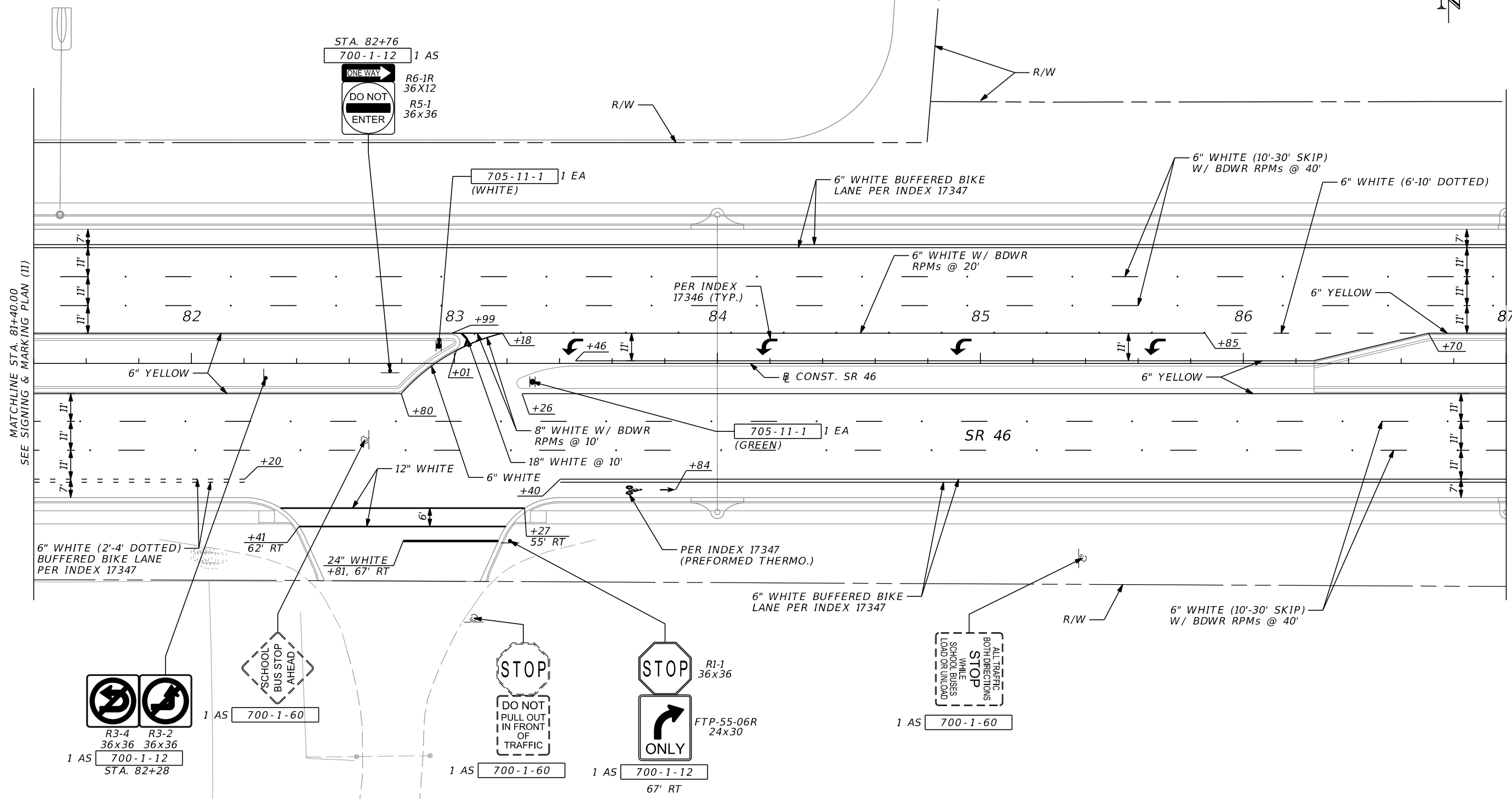
STATE OF FLORIDA DEPARTMENT OF TRANSPORTATION		
ROAD NO.	COUNTY	FINANCIAL PROJECT ID
SR 46	LAKE	238275-2-52-01

**SIGNING & MARKING  
PLAN (11)**

SHEET NO.  
S-24

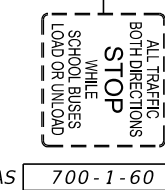
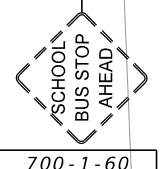
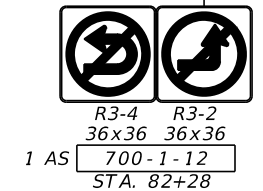
THE OFFICIAL RECORD OF THIS SHEET IS THE ELECTRONIC FILE DIGITALLY SIGNED AND SEALED UNDER RULE 61G15-23.004, F.A.C.



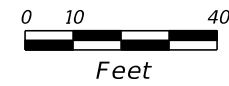


MATCHLINE STA. 81+40.00  
SEE SIGNING & MARKING PLAN (11)

MATCHLINE STA. 87+00.00  
SEE SIGNING & MARKING PLAN (13)

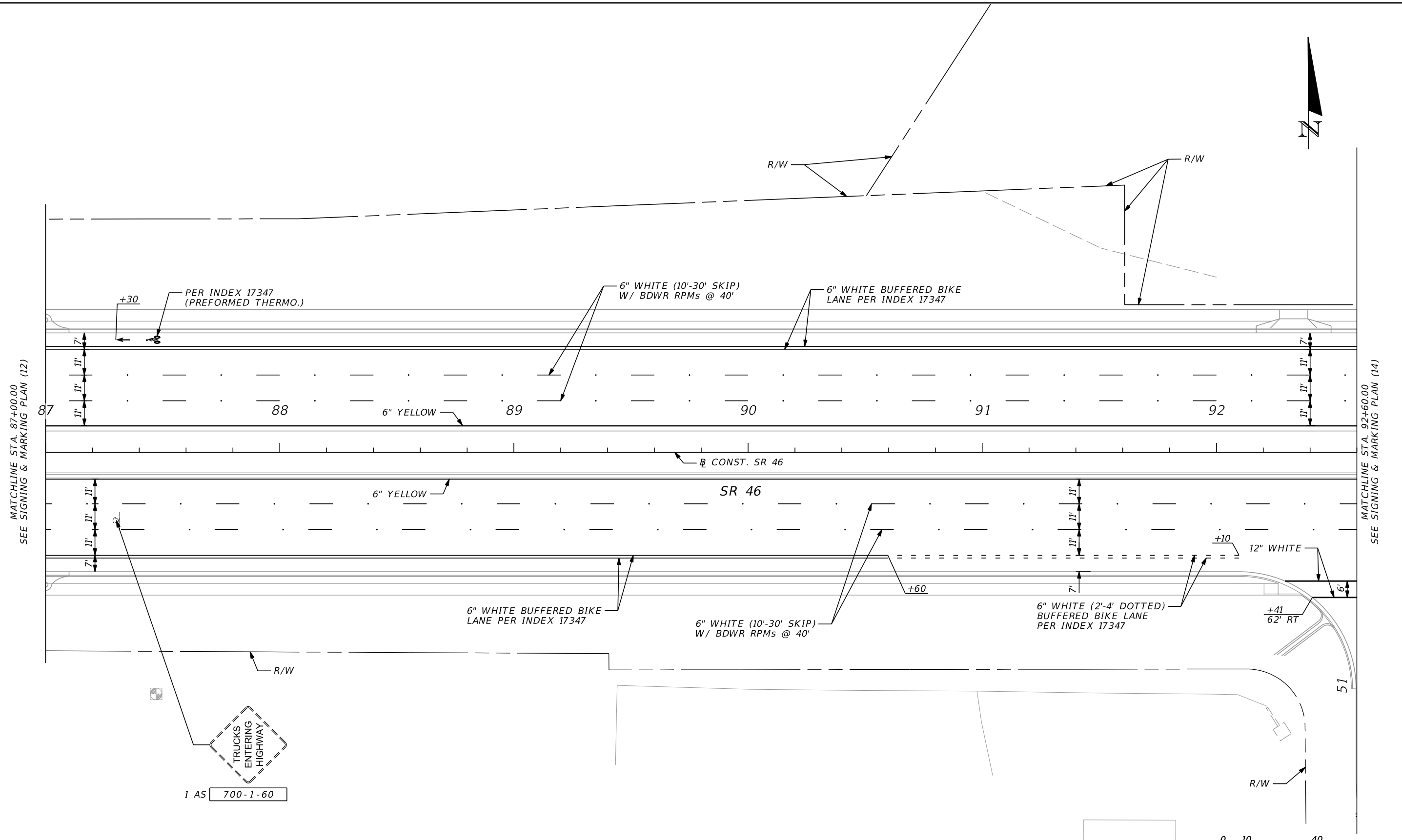


NOTES:  
1. ALL CALLOUTS ARE BASED ON CONST. SR 46 UNLESS OTHERWISE NOTED.



REVISIONS				SCOTT G. HORLANDER, P.E. P.E. NO. 46624 PROTEAN DESIGN GROUP 100 EAST PINE STREET, SUITE 600 ORLANDO FLORIDA 32801 CERTIFICATE OF AUTHORIZATION NUMBER 7865	STATE OF FLORIDA DEPARTMENT OF TRANSPORTATION			<b>SIGNING &amp; MARKING            PLAN (12)</b>	SHEET NO.
DATE	DESCRIPTION	DATE	DESCRIPTION		ROAD NO.	COUNTY	FINANCIAL PROJECT ID		S-25
					SR 46	LAKE	238275-2-52-01		

THE OFFICIAL RECORD OF THIS SHEET IS THE ELECTRONIC FILE DIGITALLY SIGNED AND SEALED UNDER RULE 61G15-23.004, F.A.C.



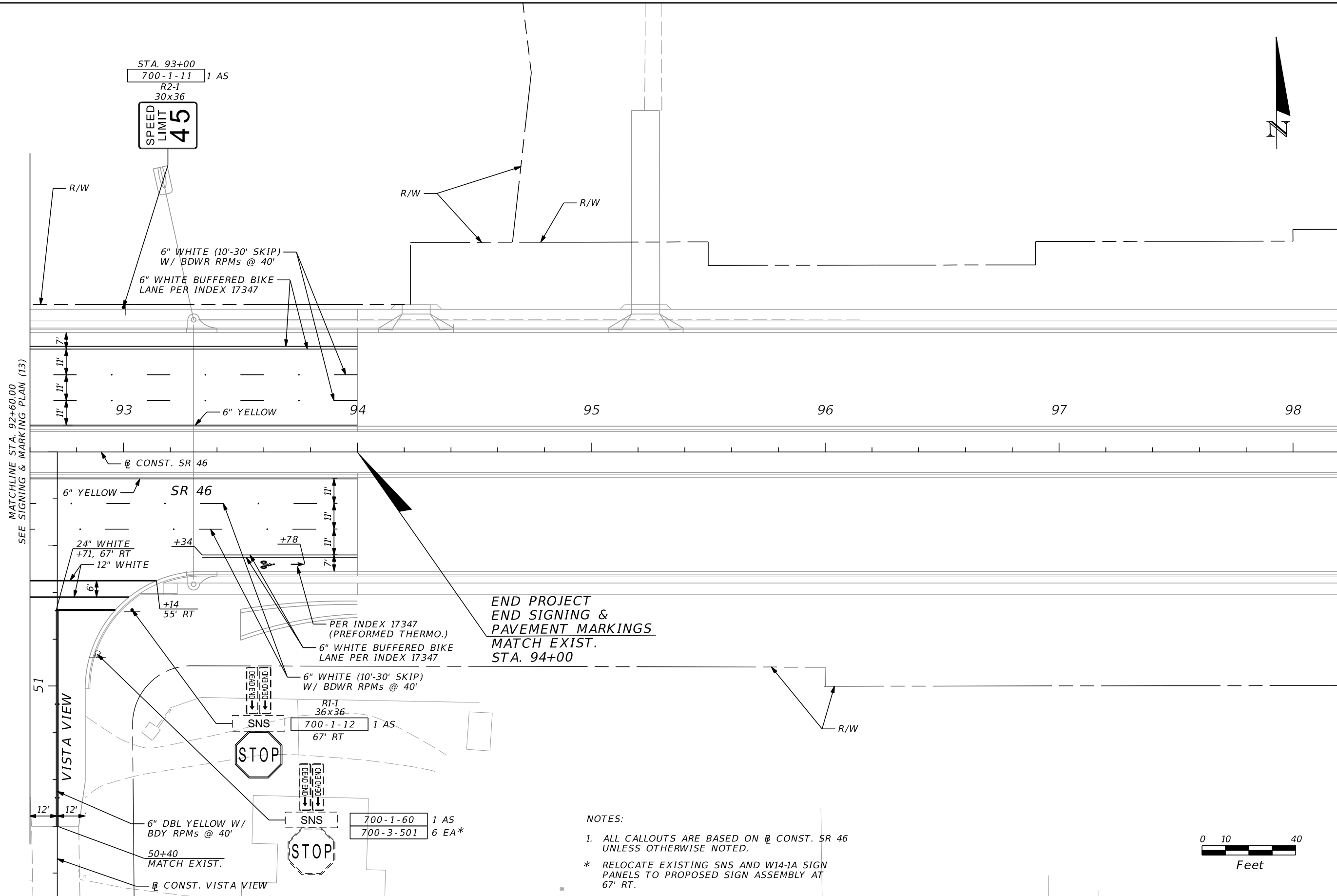
MATCHLINE STA. 87+00.00  
SEE SIGNING & MARKING PLAN (12)

MATCHLINE STA. 92+60.00  
SEE SIGNING & MARKING PLAN (14)

THE OFFICIAL RECORD OF THIS SHEET IS THE ELECTRONIC FILE DIGITALLY SIGNED AND SEALED UNDER RULE 61G15-23.004, F.A.C.

NOTES:  
1. ALL CALLOUTS ARE BASED ON  $\varnothing$  CONST. SR 46 UNLESS OTHERWISE NOTED.

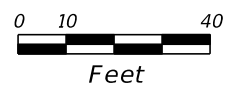
REVISIONS				SCOTT G. HORLANDER, P.E. P.E. NO. 46624 PROTEAN DESIGN GROUP 100 EAST PINE STREET, SUITE 600 ORLANDO FLORIDA 32801 CERTIFICATE OF AUTHORIZATION NUMBER 7865	STATE OF FLORIDA DEPARTMENT OF TRANSPORTATION			SIGNING & MARKING PLAN (13)	SHEET NO.  S-26
DATE	DESCRIPTION	DATE	DESCRIPTION		ROAD NO.	COUNTY	FINANCIAL PROJECT ID		
					SR 46	LAKE	238275-2-52-01		



END PROJECT  
END SIGNING &  
PAVEMENT MARKINGS  
MATCH EXIST.  
STA. 94+00


NOTES:

1. ALL CALLOUTS ARE BASED ON  $\varnothing$  CONST. SR 46 UNLESS OTHERWISE NOTED.
- \* RELOCATE EXISTING SNS AND W14-1A SIGN PANELS TO PROPOSED SIGN ASSEMBLY AT 67' RT.



REVISIONS				SCOTT G. HORLANDER, P.E. P.E. NO. 46624 PROTEAN DESIGN GROUP 100 EAST PINE STREET, SUITE 600 ORLANDO FLORIDA 32801 CERTIFICATE OF AUTHORIZATION NUMBER 7865	STATE OF FLORIDA DEPARTMENT OF TRANSPORTATION			<b>SIGNING &amp; MARKING PLAN (14)</b>	SHEET NO.
DATE	DESCRIPTION	DATE	DESCRIPTION		ROAD NO.	COUNTY	FINANCIAL PROJECT ID		S-27
					SR 46	LAKE	238275-2-52-01		

THE OFFICIAL RECORD OF THIS SHEET IS THE ELECTRONIC FILE DIGITALLY SIGNED AND SEALED UNDER RULE 61G15-23.004, F.A.C.



BEGIN PAVEMENT MARKINGS  
MATCH EXIST.  
STA. 403+86

BEGIN SIGNING  
STA. 402+84



401

402

403


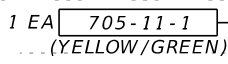
404

405

406

SR 500

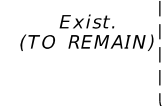
CONST. SR 500



R3-17A R3-17  
30x12 30x24  
700-1-11 1 AS  
STA. 402+84



Exist. (TO REMAIN)



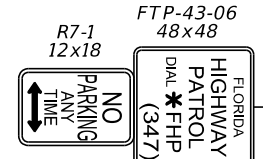
Exist. (TO REMAIN)



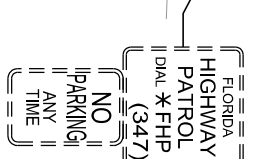
Exist. (TO REMAIN)



1 AS 700-1-60



1 AS 700-1-11 STA. 405+10



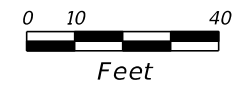
1 AS 700-1-60



1 AS 700-1-11 STA. 405+85

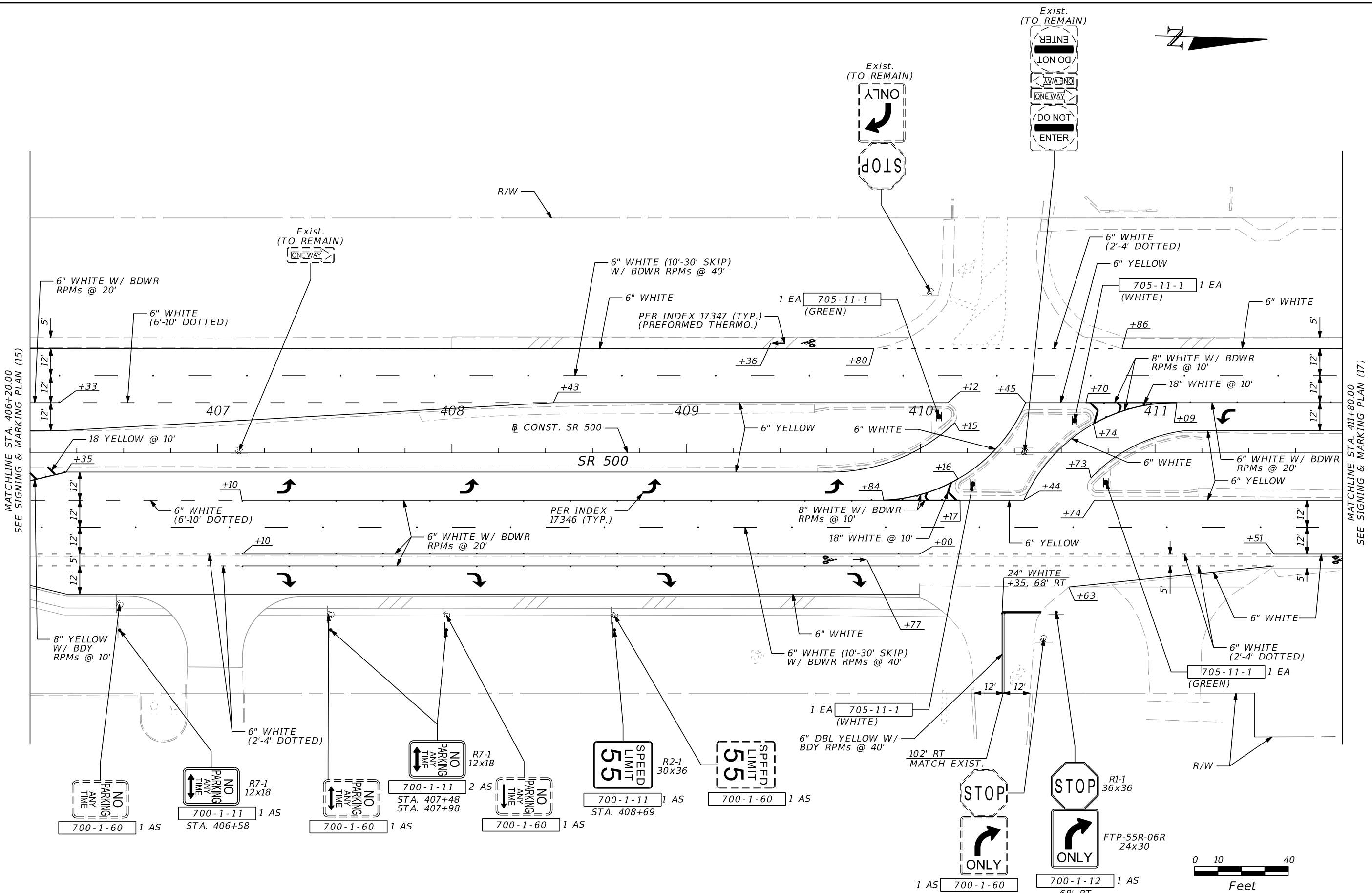
PER INDEX 17347 (PERFORMED THERMO.)

MATCHLINE STA. 406+20.00  
SEE SIGNING & MARKING PLAN (16)



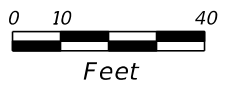
REVISIONS				SCOTT G. HORLANDER, P.E. P.E. NO. 46624 PROTEAN DESIGN GROUP 100 EAST PINE STREET, SUITE 600 ORLANDO FLORIDA 32801 CERTIFICATE OF AUTHORIZATION NUMBER 7865	STATE OF FLORIDA DEPARTMENT OF TRANSPORTATION			SIGNING & MARKING PLAN (15)	SHEET NO. S-28
DATE	DESCRIPTION	DATE	DESCRIPTION		ROAD NO.	COUNTY	FINANCIAL PROJECT ID		
					SR 46	LAKE	238275-2-52-01		

THE OFFICIAL RECORD OF THIS SHEET IS THE ELECTRONIC FILE DIGITALLY SIGNED AND SEALED UNDER RULE 61G15-23.004, F.A.C.



MATCHLINE STA. 406+20.00  
SEE SIGNING & MARKING PLAN (15)

MATCHLINE STA. 411+80.00  
SEE SIGNING & MARKING PLAN (17)



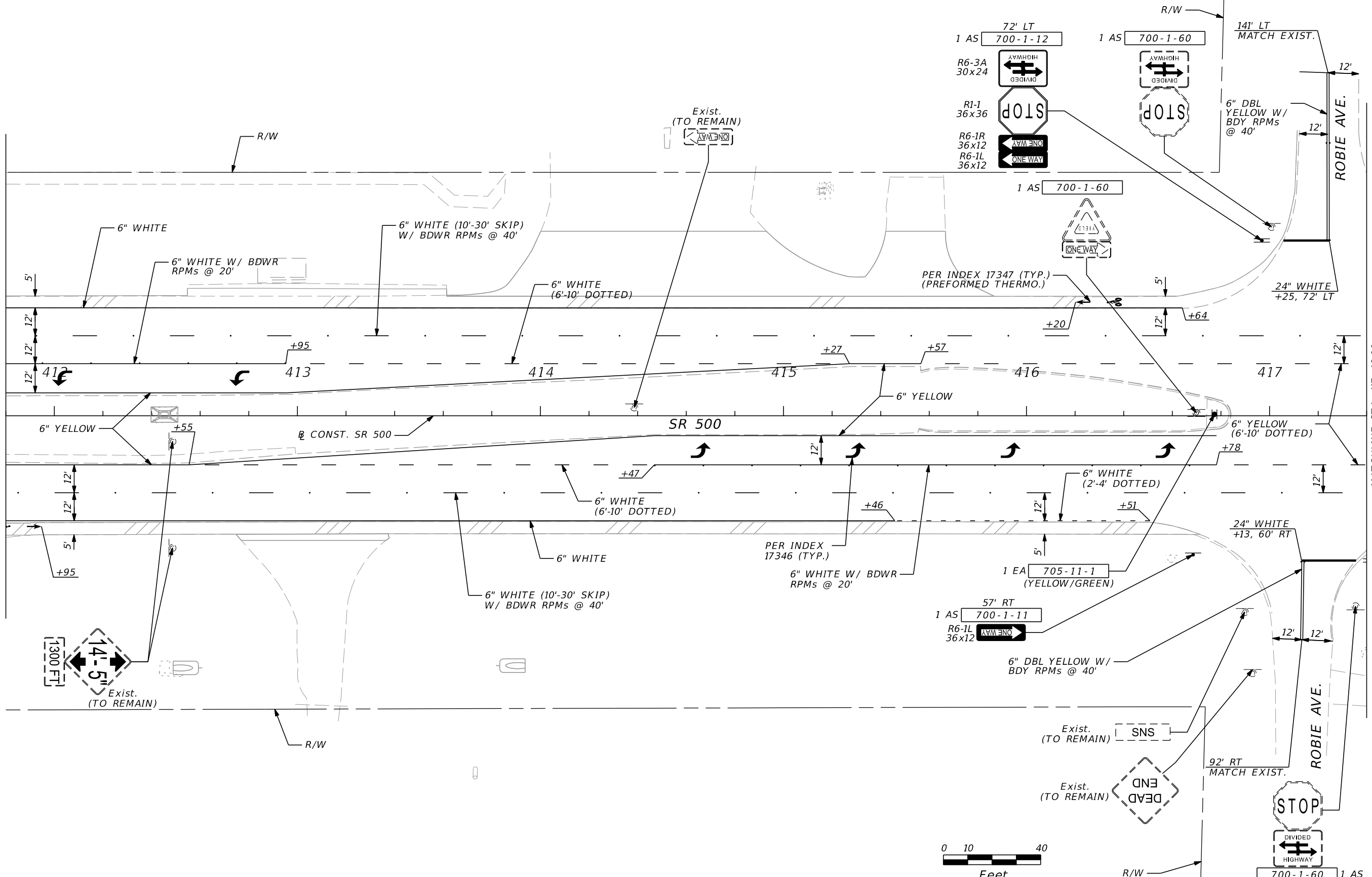
REVISIONS				SCOTT G. HORLANDER, P.E. P.E. NO. 46624 PROTEAN DESIGN GROUP 100 EAST PINE STREET, SUITE 600 ORLANDO FLORIDA 32801 CERTIFICATE OF AUTHORIZATION NUMBER 7865	STATE OF FLORIDA DEPARTMENT OF TRANSPORTATION			<b>SIGNING &amp; MARKING</b> <b>PLAN (16)</b>	SHEET NO. S-29
DATE	DESCRIPTION	DATE	DESCRIPTION		ROAD NO.	COUNTY	FINANCIAL PROJECT ID		
					SR 46	LAKE	238275-2-52-01		

THE OFFICIAL RECORD OF THIS SHEET IS THE ELECTRONIC FILE DIGITALLY SIGNED AND SEALED UNDER RULE 61G15-23.004, F.A.C.



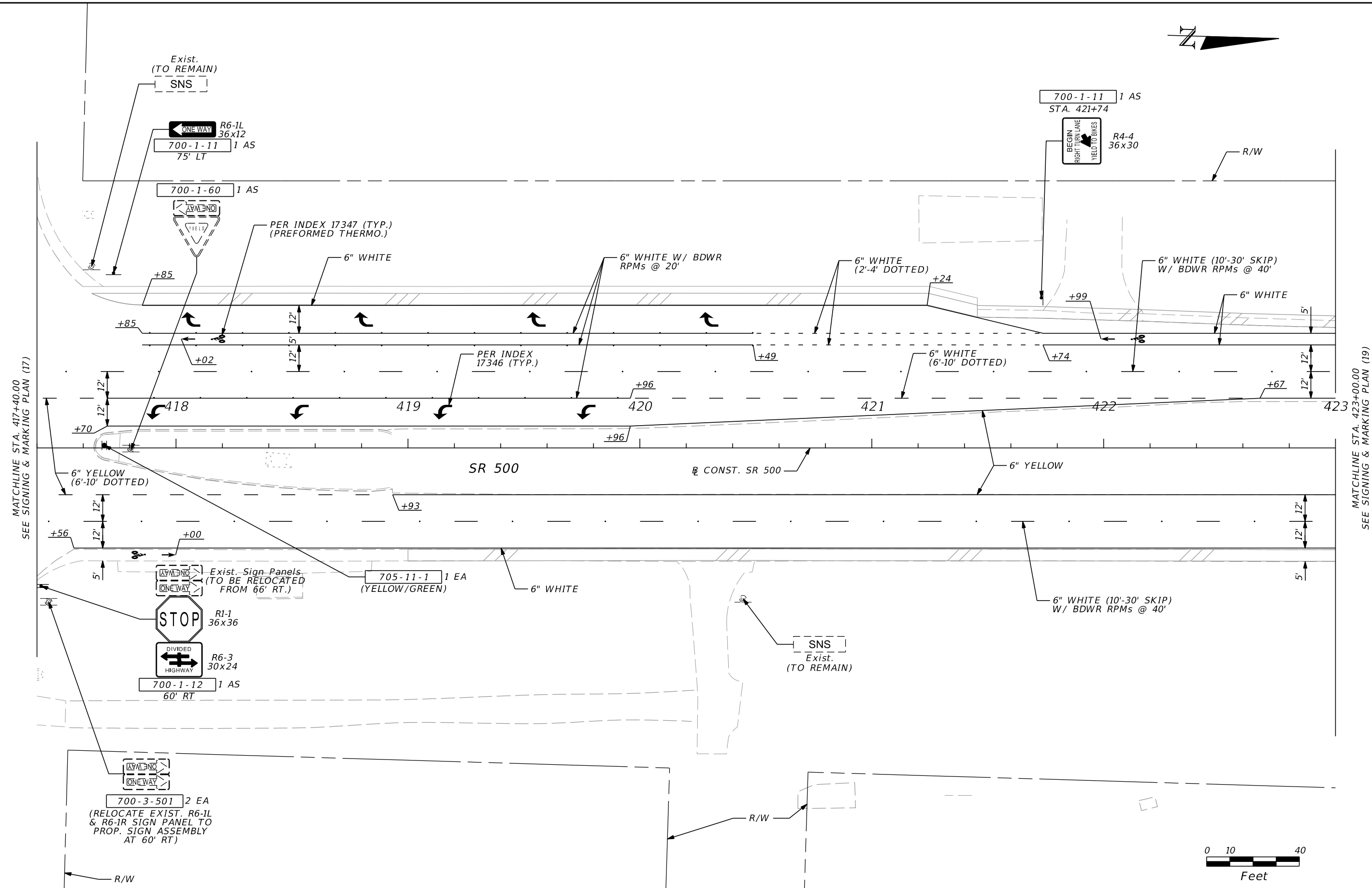
MATCHLINE STA. 411+80.00  
SEE SIGNING & MARKING PLAN (16)

MATCHLINE STA. 417+40.00  
SEE SIGNING & MARKING PLAN (18)



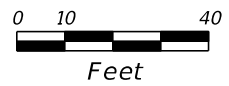
REVISIONS				SCOTT G. HORLANDER, P.E. P.E. NO. 46624 PROTEAN DESIGN GROUP 100 EAST PINE STREET, SUITE 600 ORLANDO FLORIDA 32801 CERTIFICATE OF AUTHORIZATION NUMBER 7865	STATE OF FLORIDA DEPARTMENT OF TRANSPORTATION			<b>SIGNING &amp; MARKING            PLAN (17)</b>	SHEET NO.
DATE	DESCRIPTION	DATE	DESCRIPTION		ROAD NO.	COUNTY	FINANCIAL PROJECT ID		
						SR 46	LAKE		238275-2-52-01

THE OFFICIAL RECORD OF THIS SHEET IS THE ELECTRONIC FILE DIGITALLY SIGNED AND SEALED UNDER RULE 61G15-23.004, F.A.C.



MATCHLINE STA. 417+40.00  
SEE SIGNING & MARKING PLAN (17)

MATCHLINE STA. 423+00.00  
SEE SIGNING & MARKING PLAN (19)



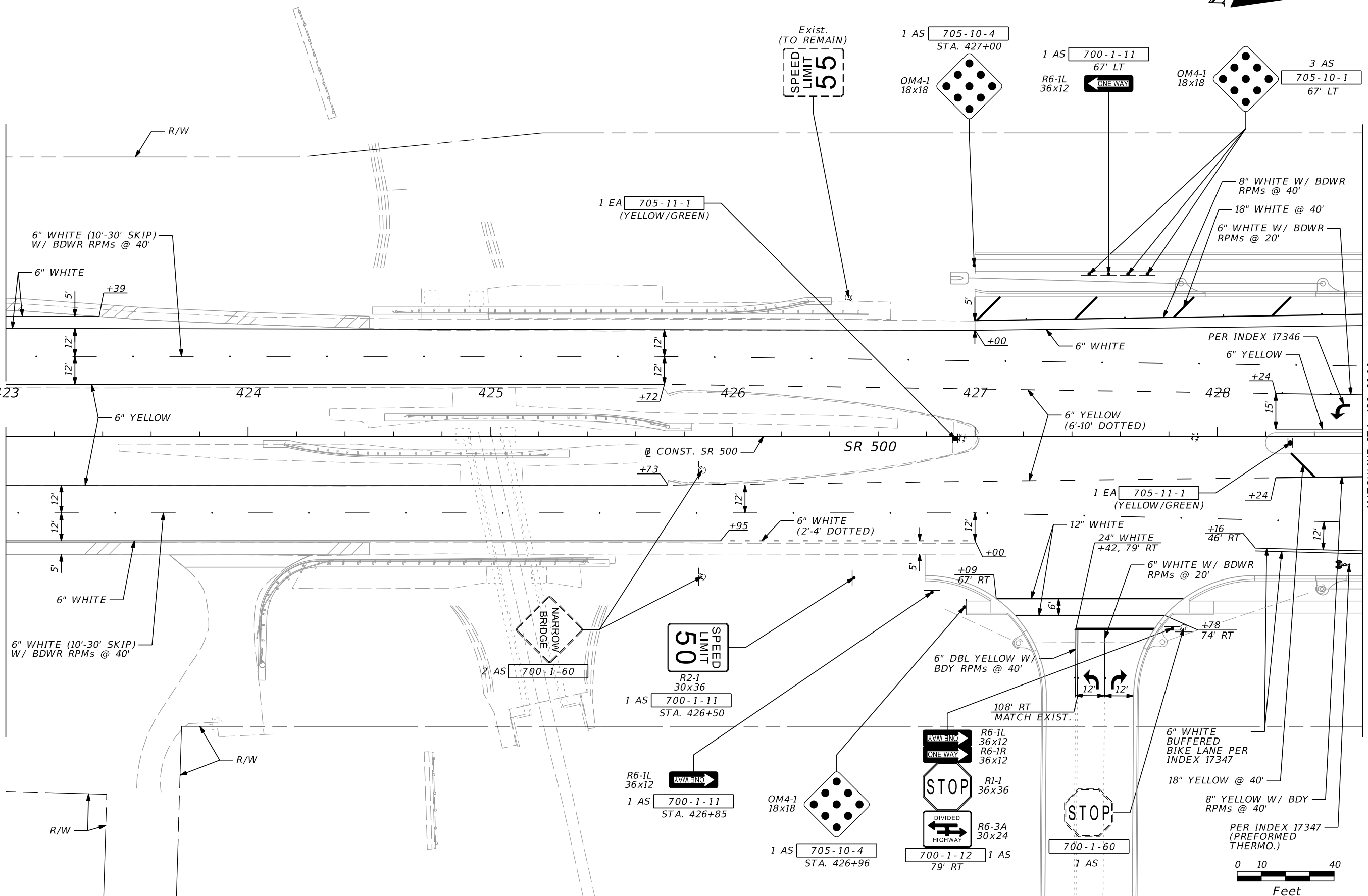
REVISIONS				SCOTT G. HORLANDER, P.E. P.E. NO. 46624 PROTEAN DESIGN GROUP 100 EAST PINE STREET, SUITE 600 ORLANDO FLORIDA 32801 CERTIFICATE OF AUTHORIZATION NUMBER 7865	STATE OF FLORIDA DEPARTMENT OF TRANSPORTATION			SHEET NO.  S-31
DATE	DESCRIPTION	DATE	DESCRIPTION		ROAD NO.	COUNTY	FINANCIAL PROJECT ID	
					SR 46	LAKE	238275-2-52-01	

THE OFFICIAL RECORD OF THIS SHEET IS THE ELECTRONIC FILE DIGITALLY SIGNED AND SEALED UNDER RULE 61G15-23.004, F.A.C.



MATCHLINE STA. 423+00.00  
SEE SIGNING & MARKING PLAN (18)

MATCHLINE STA. 428+60.00  
SEE SIGNING & MARKING PLAN (20)



REVISIONS				SCOTT G. HORLANDER, P.E. P.E. NO. 46624 PROTEAN DESIGN GROUP 100 EAST PINE STREET, SUITE 600 ORLANDO FLORIDA 32801 CERTIFICATE OF AUTHORIZATION NUMBER 7865	STATE OF FLORIDA DEPARTMENT OF TRANSPORTATION			<b>SIGNING &amp; MARKING PLAN (19)</b>	SHEET NO.
DATE	DESCRIPTION	DATE	DESCRIPTION		ROAD NO.	COUNTY	FINANCIAL PROJECT ID		S-32
					SR 46	LAKE	238275-2-52-01		

THE OFFICIAL RECORD OF THIS SHEET IS THE ELECTRONIC FILE DIGITALLY SIGNED AND SEALED UNDER RULE 61G15-23.004, F.A.C.

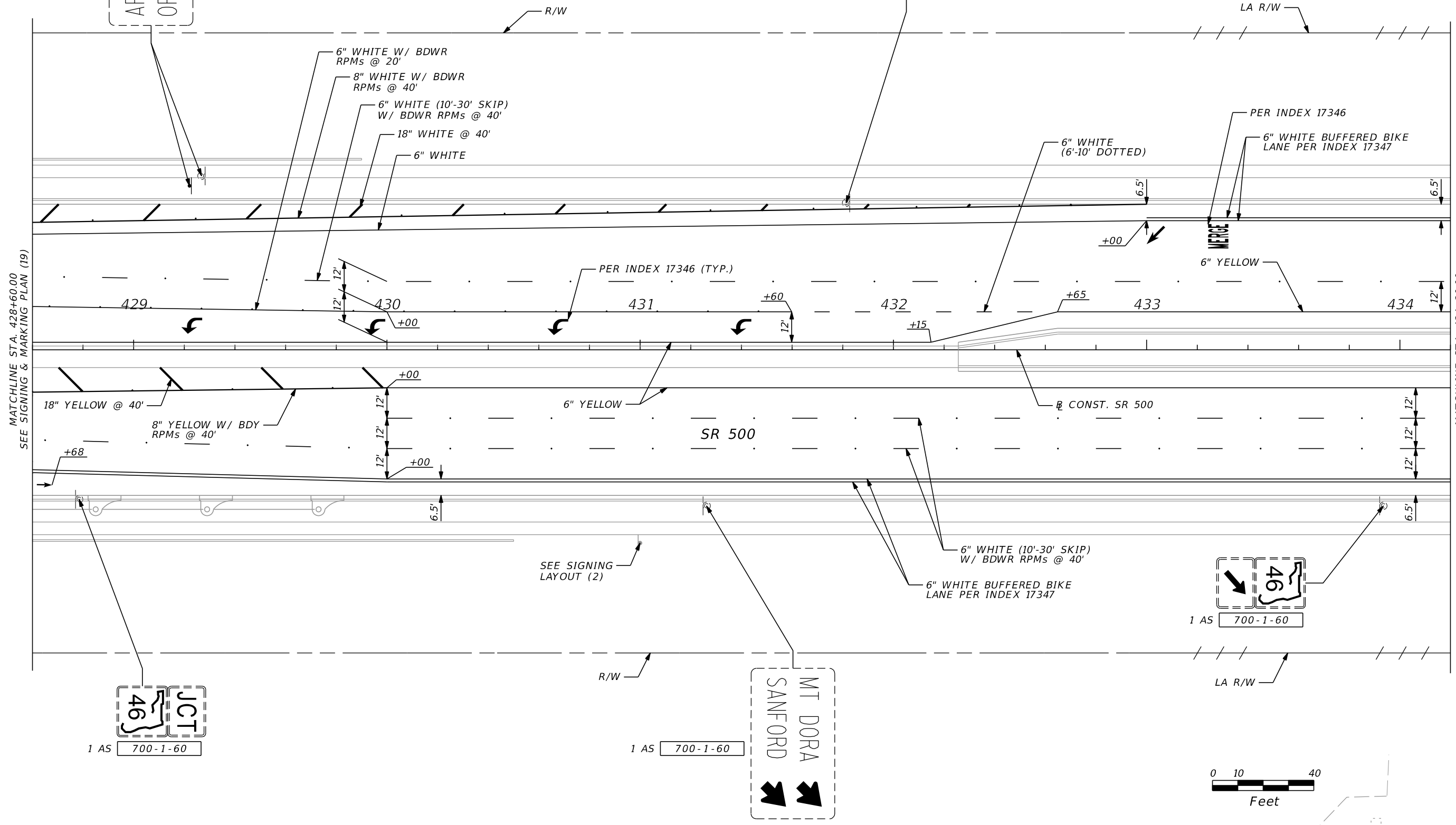





APOPKA  
ORLANDO 23

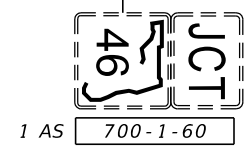
700-1-50  
STA. 429+20 1 AS

1 AS 700-1-60



MATCHLINE STA. 428+60.00  
SEE SIGNING & MARKING PLAN (19)

MATCHLINE STA. 434+20.00  
SEE SIGNING & MARKING PLAN (21)

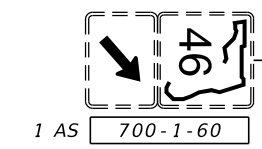


1 AS 700-1-60

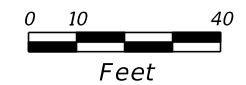
SEE SIGNING LAYOUT (2)

1 AS 700-1-60

MT DORA  
SANFORD

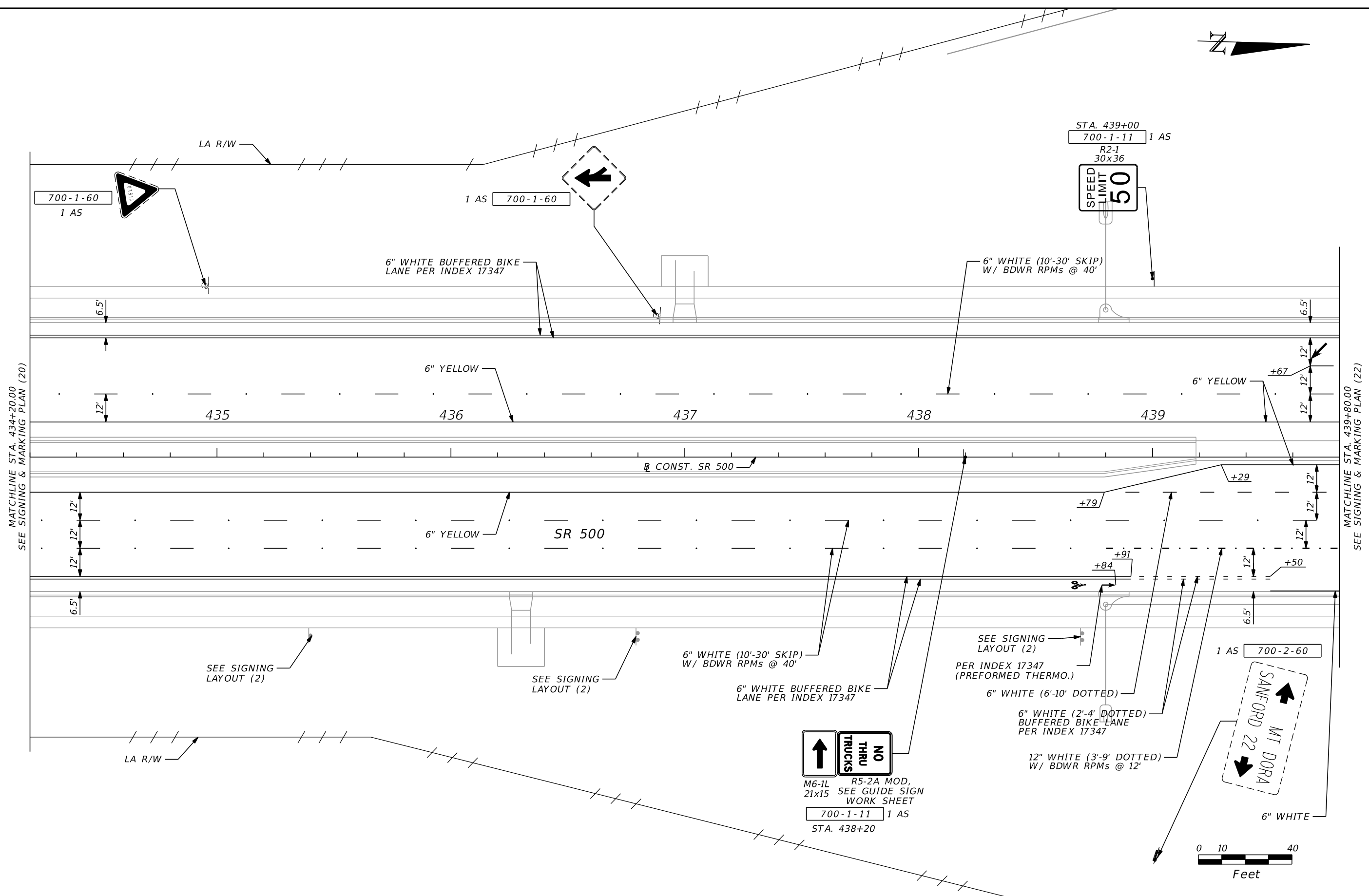


1 AS 700-1-60



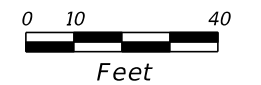
REVISIONS				SCOTT G. HORLANDER, P.E. P.E. NO. 46624 PROTEAN DESIGN GROUP 100 EAST PINE STREET, SUITE 600 ORLANDO FLORIDA 32801 CERTIFICATE OF AUTHORIZATION NUMBER 7865	STATE OF FLORIDA DEPARTMENT OF TRANSPORTATION			<b>SIGNING &amp; MARKING            PLAN (20)</b>	SHEET NO.
DATE	DESCRIPTION	DATE	DESCRIPTION		ROAD NO.	COUNTY	FINANCIAL PROJECT ID		
						SR 46	LAKE		238275-2-52-01

THE OFFICIAL RECORD OF THIS SHEET IS THE ELECTRONIC FILE DIGITALLY SIGNED AND SEALED UNDER RULE 61G15-23.004, F.A.C.



MATCHLINE STA. 434+20.00  
SEE SIGNING & MARKING PLAN (20)

MATCHLINE STA. 439+80.00  
SEE SIGNING & MARKING PLAN (22)



REVISIONS				SCOTT G. HORLANDER, P.E. P.E. NO. 46624 PROTEAN DESIGN GROUP 100 EAST PINE STREET, SUITE 600 ORLANDO FLORIDA 32801 CERTIFICATE OF AUTHORIZATION NUMBER 7865	STATE OF FLORIDA DEPARTMENT OF TRANSPORTATION			<b>SIGNING &amp; MARKING            PLAN (21)</b>	SHEET NO.  S-34
DATE	DESCRIPTION	DATE	DESCRIPTION		ROAD NO.	COUNTY	FINANCIAL PROJECT ID		
					SR 46	LAKE	238275-2-52-01		

THE OFFICIAL RECORD OF THIS SHEET IS THE ELECTRONIC FILE DIGITALLY SIGNED AND SEALED UNDER RULE 61G15-23.004, F.A.C.

NOTES:

- ALL CALLOUTS ARE BASED ON  $\mathbb{R}$  CONST. SR 500 UNLESS OTHERWISE NOTED.
- SR 46 AND RAMP YY ARE SHOWN FOR REFERENCE ONLY.

WARN-1, SEE GUIDE SIGN WORK SHEET  
 1 AS 700-1-11  
 STA. 442+50

STA. 441+50  
 700-1-11 1 AS  
 W4-2R 36x36

STA. 442+55  
 700-1-11 1 AS  
 R4-7 OMI-1 24x30 18x18

1 AS 700-1-60

STA. 444+85  
 700-1-11 1 AS  
 OMI-1 18x18 R4-7 24x30

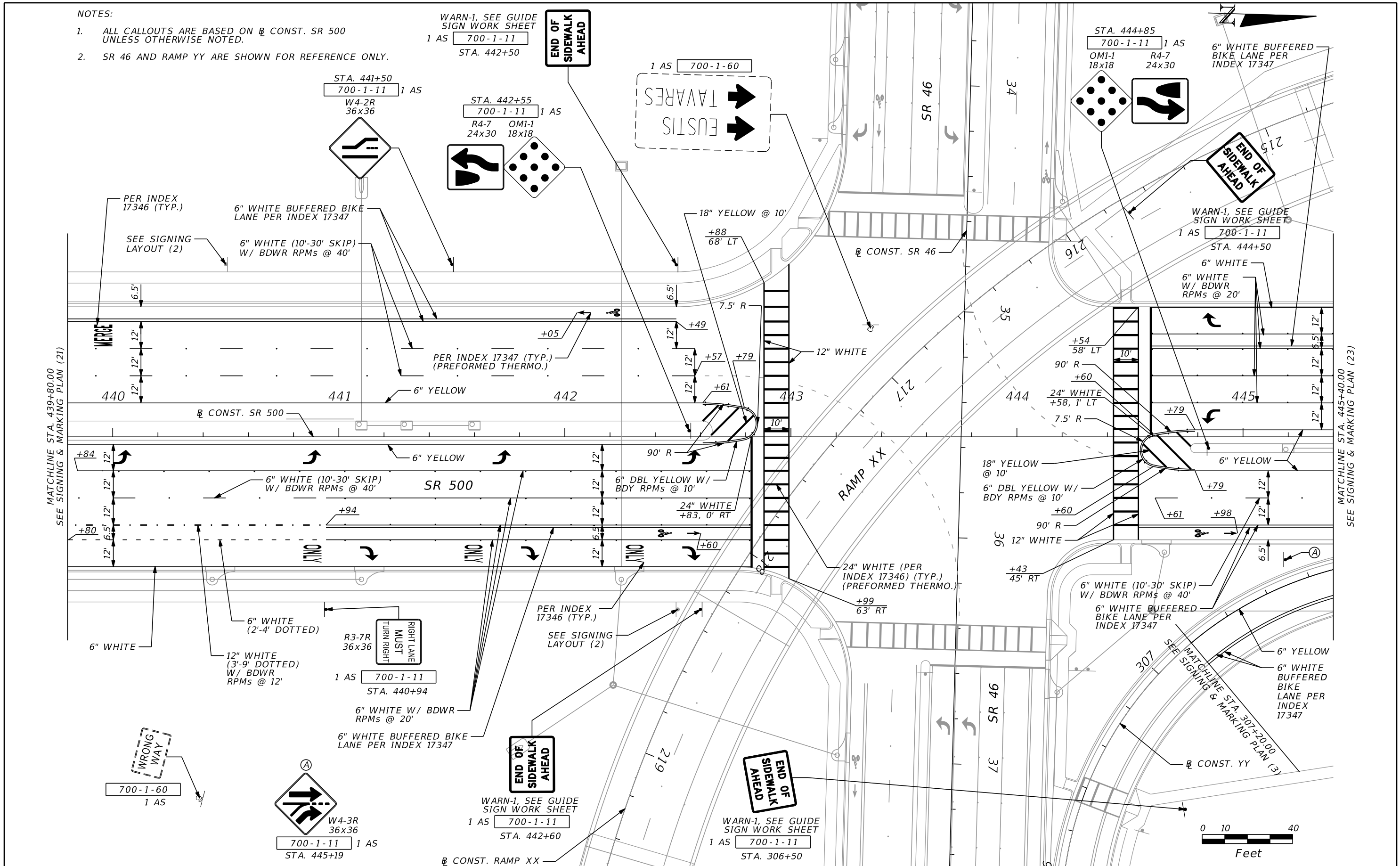
6" WHITE BUFFERED BIKE LANE PER INDEX 17347

WARN-1, SEE GUIDE SIGN WORK SHEET  
 1 AS 700-1-11  
 STA. 444+50

6" WHITE W/ BDWR RPMs @ 20'

MATCHLINE STA. 439+80.00  
 SEE SIGNING & MARKING PLAN (21)

MATCHLINE STA. 445+40.00  
 SEE SIGNING & MARKING PLAN (23)

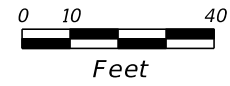


WRONG WAY  
 700-1-60 1 AS

W4-3R 36x36  
 700-1-11 1 AS  
 STA. 445+19

WARN-1, SEE GUIDE SIGN WORK SHEET  
 1 AS 700-1-11  
 STA. 442+60

WARN-1, SEE GUIDE SIGN WORK SHEET  
 1 AS 700-1-11  
 STA. 306+50



REVISIONS			
DATE	DESCRIPTION	DATE	DESCRIPTION

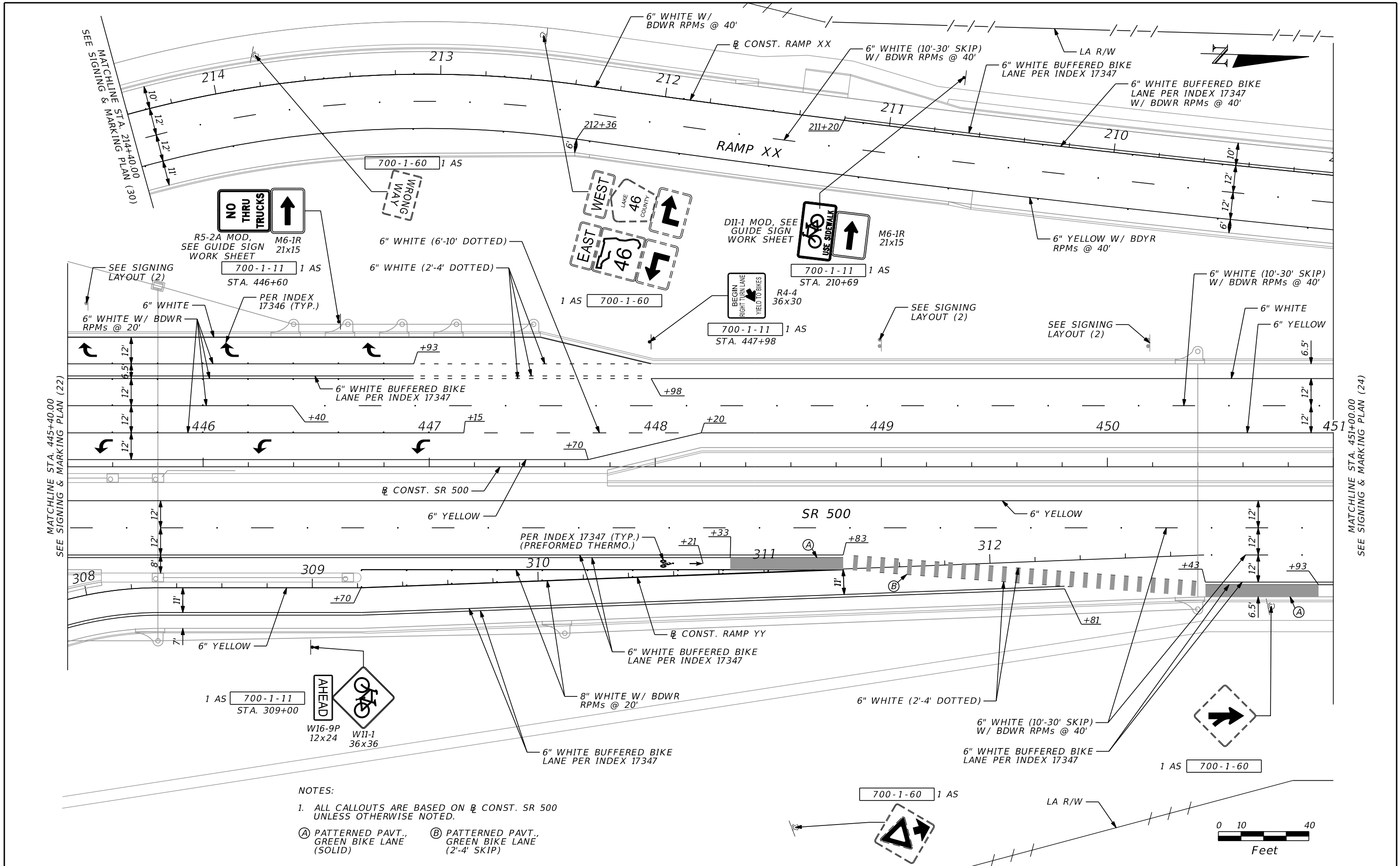
SCOTT G. HORLANDER, P.E.  
 P.E. NO. 46624  
 PROTEAN DESIGN GROUP  
 100 EAST PINE STREET, SUITE 600  
 ORLANDO FLORIDA 32801  
 CERTIFICATE OF AUTHORIZATION NUMBER 7865

STATE OF FLORIDA DEPARTMENT OF TRANSPORTATION		
ROAD NO.	COUNTY	FINANCIAL PROJECT ID
SR 46	LAKE	238275-2-52-01

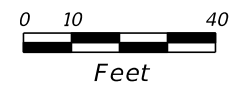
**SIGNING & MARKING  
 PLAN (22)**

SHEET NO.  
 S-35

THE OFFICIAL RECORD OF THIS SHEET IS THE ELECTRONIC FILE DIGITALLY SIGNED AND SEALED UNDER RULE 61G15-23.004, F.A.C.

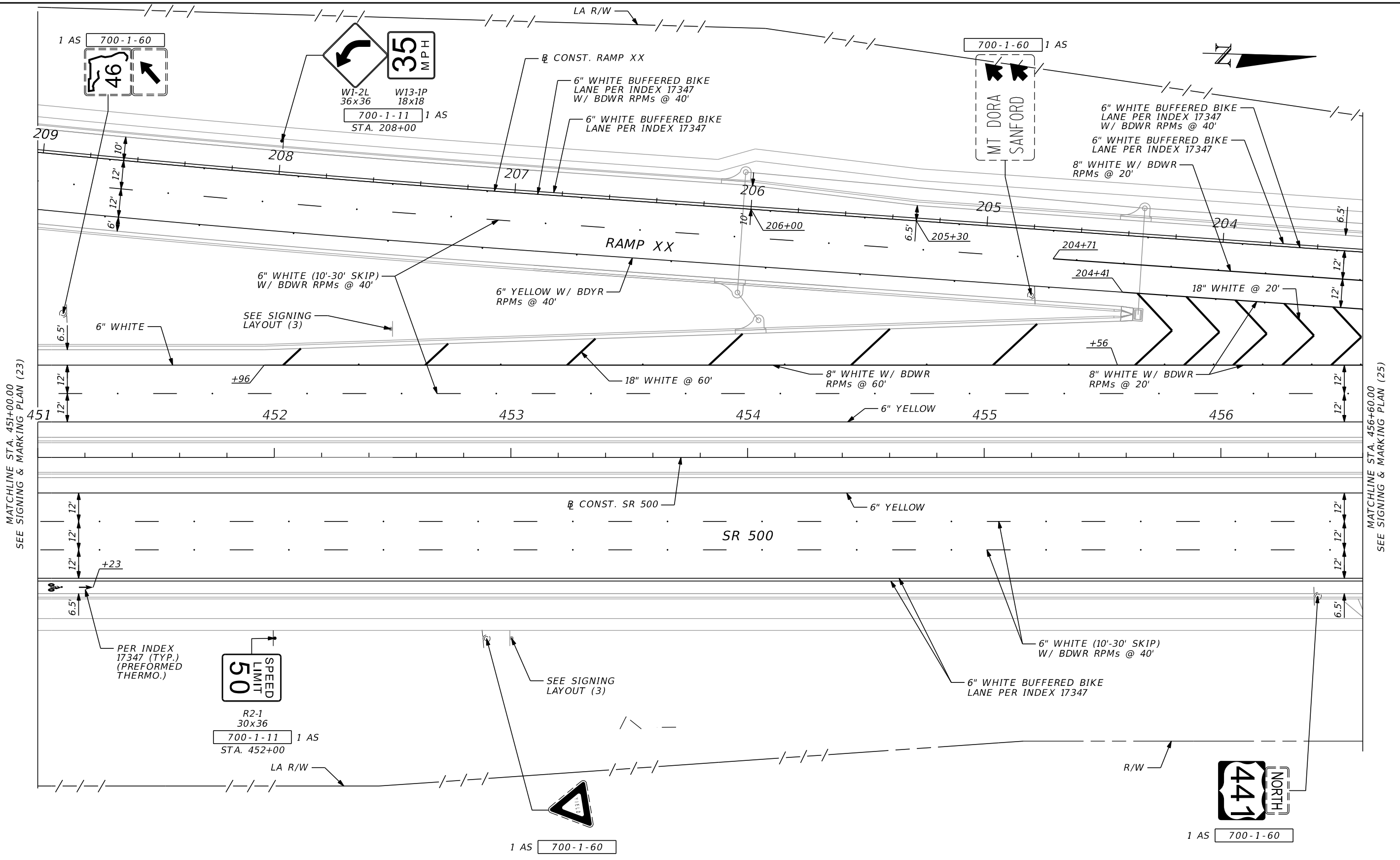


- NOTES:
1. ALL CALLOUTS ARE BASED ON  $\varnothing$  CONST. SR 500 UNLESS OTHERWISE NOTED.
  - (A) PATTERNED PAVT., GREEN BIKE LANE (SOLID)
  - (B) PATTERNED PAVT., GREEN BIKE LANE (2'-4' SKIP)



REVISIONS				SCOTT G. HORLANDER, P.E. P.E. NO. 46624 PROTEAN DESIGN GROUP 100 EAST PINE STREET, SUITE 600 ORLANDO FLORIDA 32801 CERTIFICATE OF AUTHORIZATION NUMBER 7865	STATE OF FLORIDA DEPARTMENT OF TRANSPORTATION			<b>SIGNING &amp; MARKING PLAN (23)</b>	SHEET NO.  S-36
DATE	DESCRIPTION	DATE	DESCRIPTION		ROAD NO.	COUNTY	FINANCIAL PROJECT ID		
					SR 46	LAKE	238275-2-52-01		

THE OFFICIAL RECORD OF THIS SHEET IS THE ELECTRONIC FILE DIGITALLY SIGNED AND SEALED UNDER RULE 61G15-23.004, F.A.C.

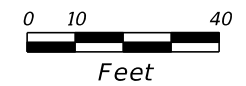


MATCHLINE STA. 451+00.00  
SEE SIGNING & MARKING PLAN (23)

MATCHLINE STA. 456+60.00  
SEE SIGNING & MARKING PLAN (25)

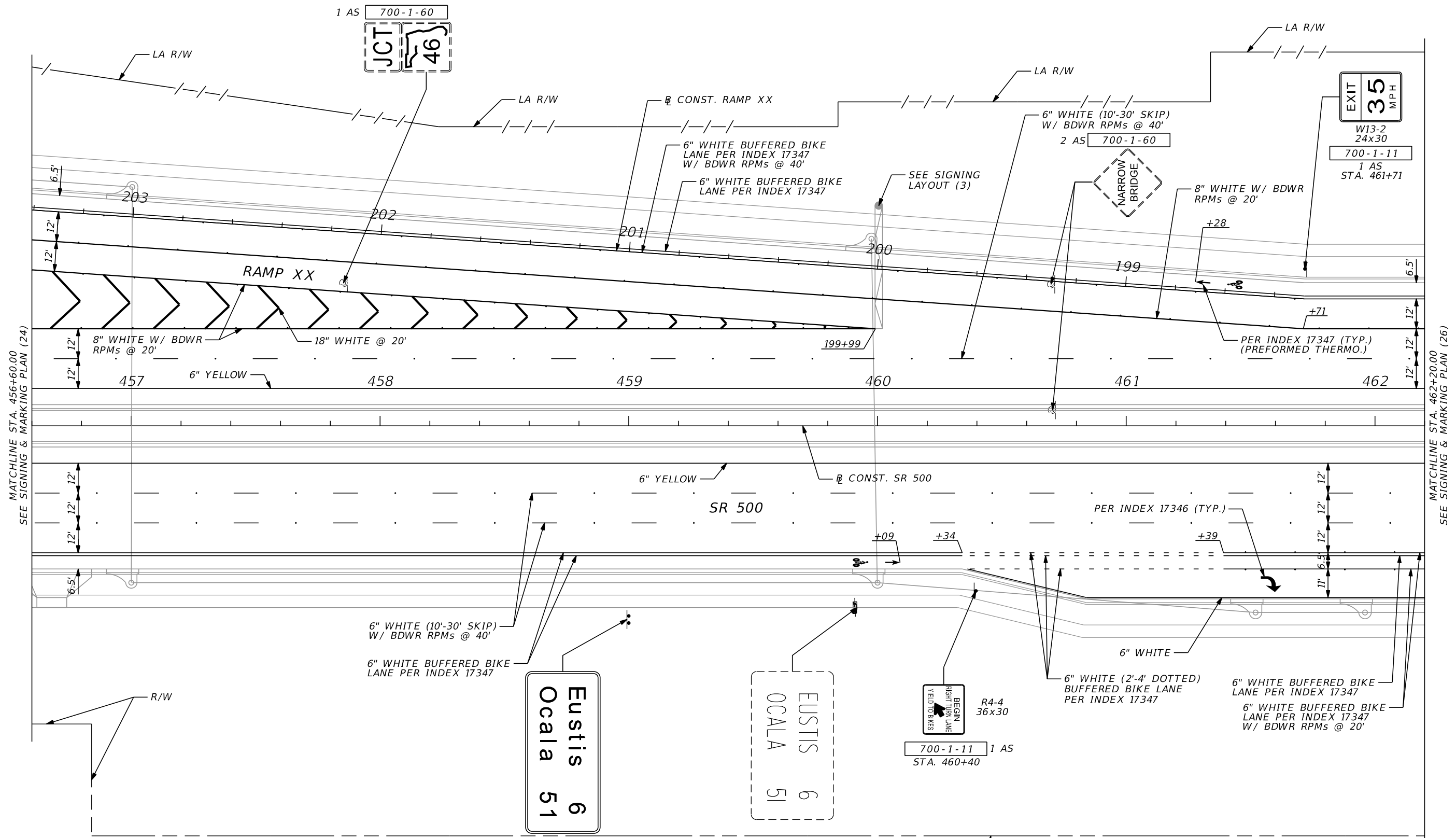
**NOTES:**

1. ALL CALLOUTS ARE BASED ON  $\varnothing$  CONST. SR 500 UNLESS OTHERWISE NOTED.



DATE		REVISIONS		SCOTT G. HORLANDER, P.E. P.E. NO. 46624 PROTEAN DESIGN GROUP 100 EAST PINE STREET, SUITE 600 ORLANDO FLORIDA 32801 CERTIFICATE OF AUTHORIZATION NUMBER 7865	STATE OF FLORIDA DEPARTMENT OF TRANSPORTATION			SHEET NO.  S-37
DATE	DESCRIPTION	DATE	DESCRIPTION		ROAD NO.	COUNTY	FINANCIAL PROJECT ID	
					SR 46	LAKE	238275-2-52-01	

THE OFFICIAL RECORD OF THIS SHEET IS THE ELECTRONIC FILE DIGITALLY SIGNED AND SEALED UNDER RULE 61G15-23.004, F.A.C.



MATCHLINE STA. 456+60.00  
SEE SIGNING & MARKING PLAN (24)

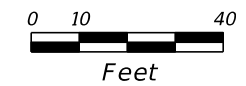
MATCHLINE STA. 462+20.00  
SEE SIGNING & MARKING PLAN (26)

NOTES:  
1. ALL CALLOUTS ARE BASED ON  $\varnothing$  CONST. SR 500 UNLESS OTHERWISE NOTED.

1 AS 700-2-12  
GM-7, SEE GUIDE SIGN WORK SHEET  
STA. 459+00

1 AS 700-2-60  
STA. 459+00

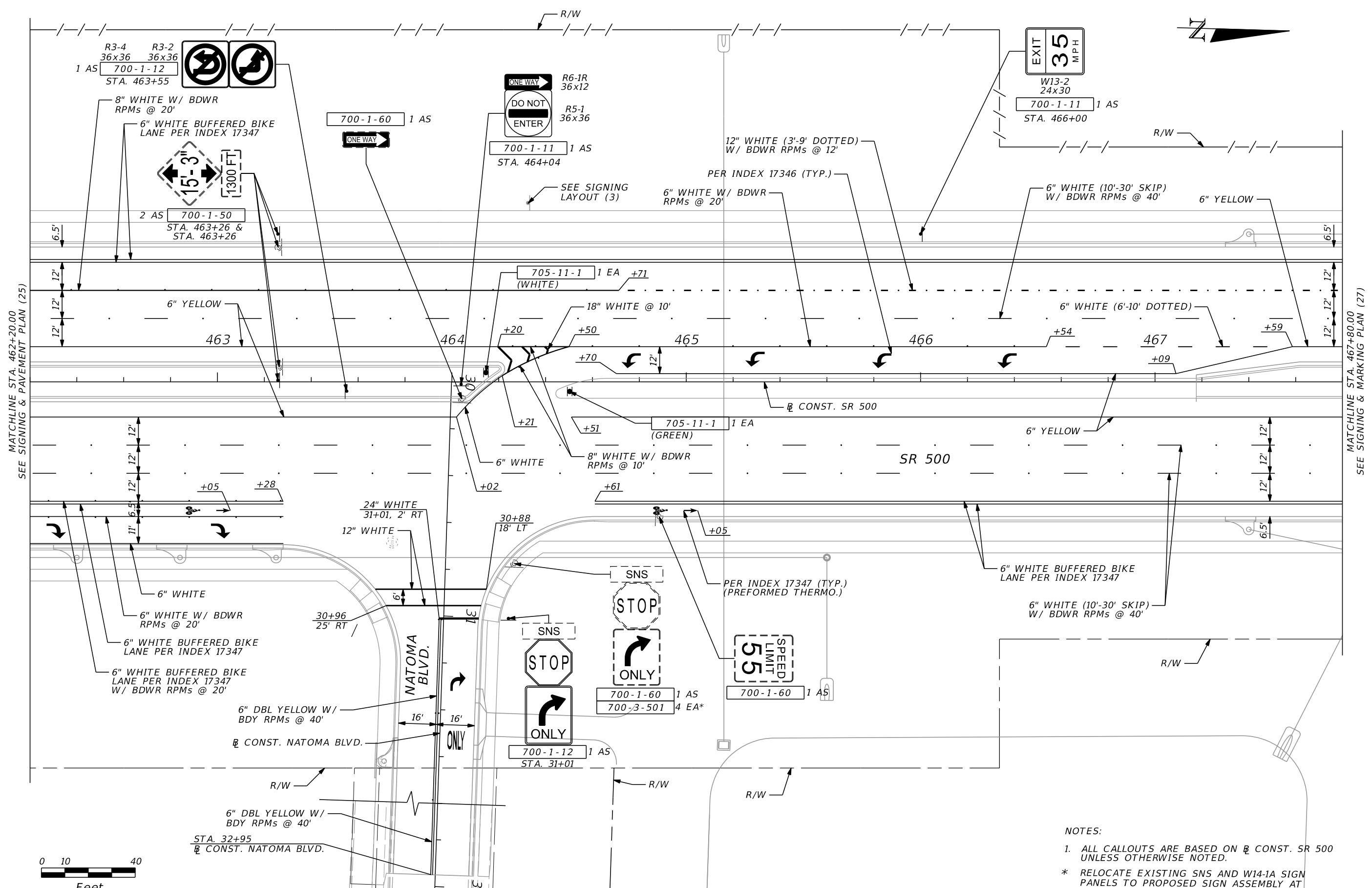
1 AS 700-1-11  
STA. 460+40



REVISIONS				SCOTT G. HORLANDER, P.E. P.E. NO. 46624 PROTEAN DESIGN GROUP 100 EAST PINE STREET, SUITE 600 ORLANDO FLORIDA 32801 CERTIFICATE OF AUTHORIZATION NUMBER 7865	STATE OF FLORIDA DEPARTMENT OF TRANSPORTATION			SHEET NO.  S-38
DATE	DESCRIPTION	DATE	DESCRIPTION		ROAD NO.	COUNTY	FINANCIAL PROJECT ID	
					SR 46	LAKE	238275-2-52-01	

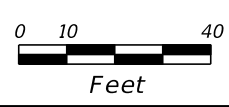
**SIGNING & MARKING  
PLAN (25)**

THE OFFICIAL RECORD OF THIS SHEET IS THE ELECTRONIC FILE DIGITALLY SIGNED AND SEALED UNDER RULE 61G15-23.004, F.A.C.



MATCHLINE STA. 462+20.00  
SEE SIGNING & PAVEMENT PLAN (25)

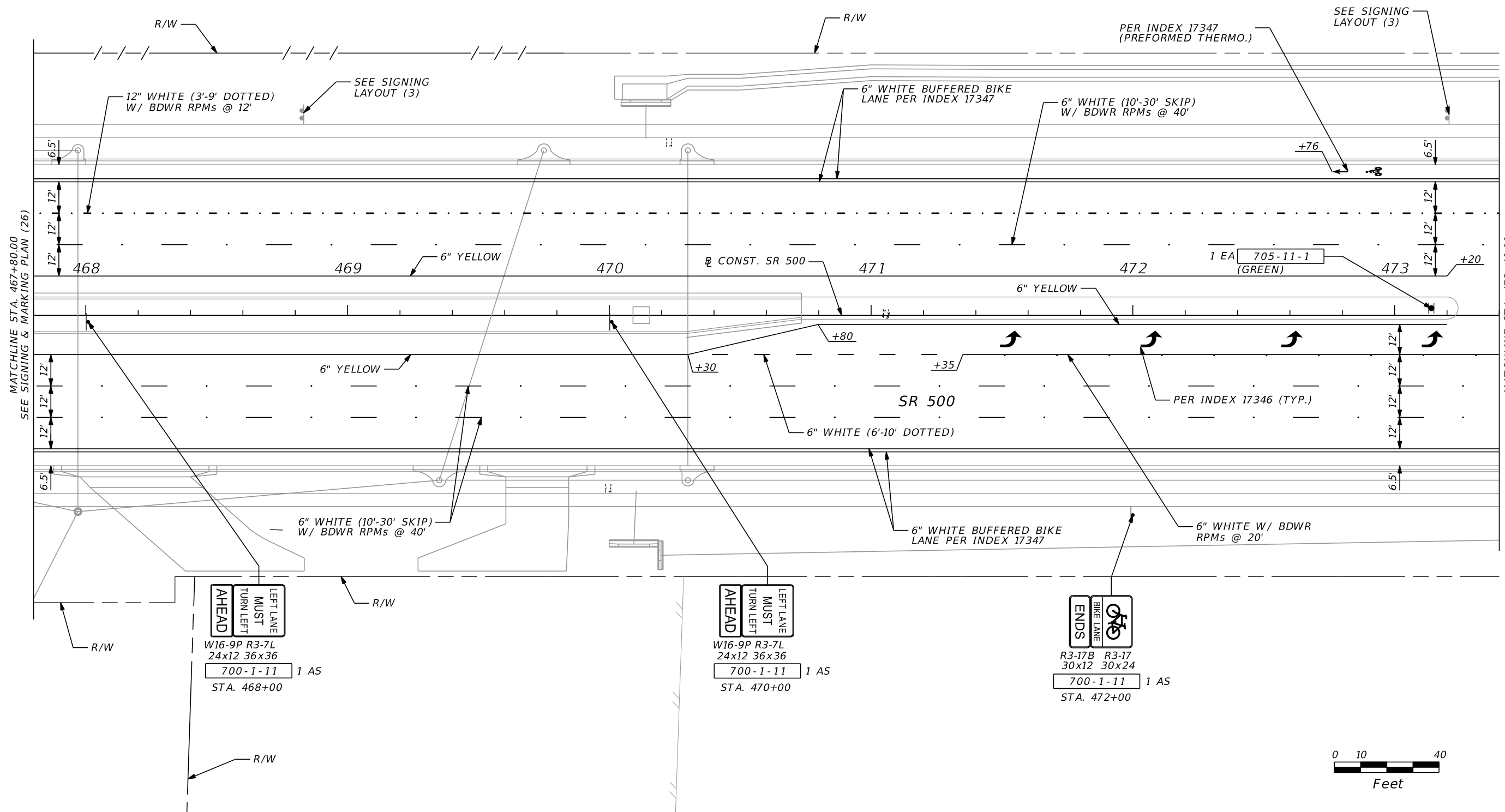
MATCHLINE STA. 467+80.00  
SEE SIGNING & MARKING PLAN (27)



- NOTES:**
1. ALL CALLOUTS ARE BASED ON  $\frac{1}{2}$  CONST. SR 500 UNLESS OTHERWISE NOTED.
  - \* RELOCATE EXISTING SNS AND W14-1A SIGN PANELS TO PROPOSED SIGN ASSEMBLY AT STA. 30+97.

REVISIONS		REVISIONS		SCOTT G. HORLANDER, P.E. P.E. NO. 46624 PROTEAN DESIGN GROUP 100 EAST PINE STREET, SUITE 600 ORLANDO FLORIDA 32801 CERTIFICATE OF AUTHORIZATION NUMBER 7865	STATE OF FLORIDA DEPARTMENT OF TRANSPORTATION			SHEET NO.  S-39
DATE	DESCRIPTION	DATE	DESCRIPTION		ROAD NO.	COUNTY	FINANCIAL PROJECT ID	
					SR 46	LAKE	238275-2-52-01	

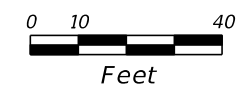
THE OFFICIAL RECORD OF THIS SHEET IS THE ELECTRONIC FILE DIGITALLY SIGNED AND SEALED UNDER RULE 61G15-23.004, F.A.C.



**AHEAD**  
 LEFT LANE  
 MUST  
 TURN LEFT  
 W16-9P R3-7L  
 24x12 36x36  
 700-1-11 1 AS  
 STA. 468+00

**AHEAD**  
 LEFT LANE  
 MUST  
 TURN LEFT  
 W16-9P R3-7L  
 24x12 36x36  
 700-1-11 1 AS  
 STA. 470+00

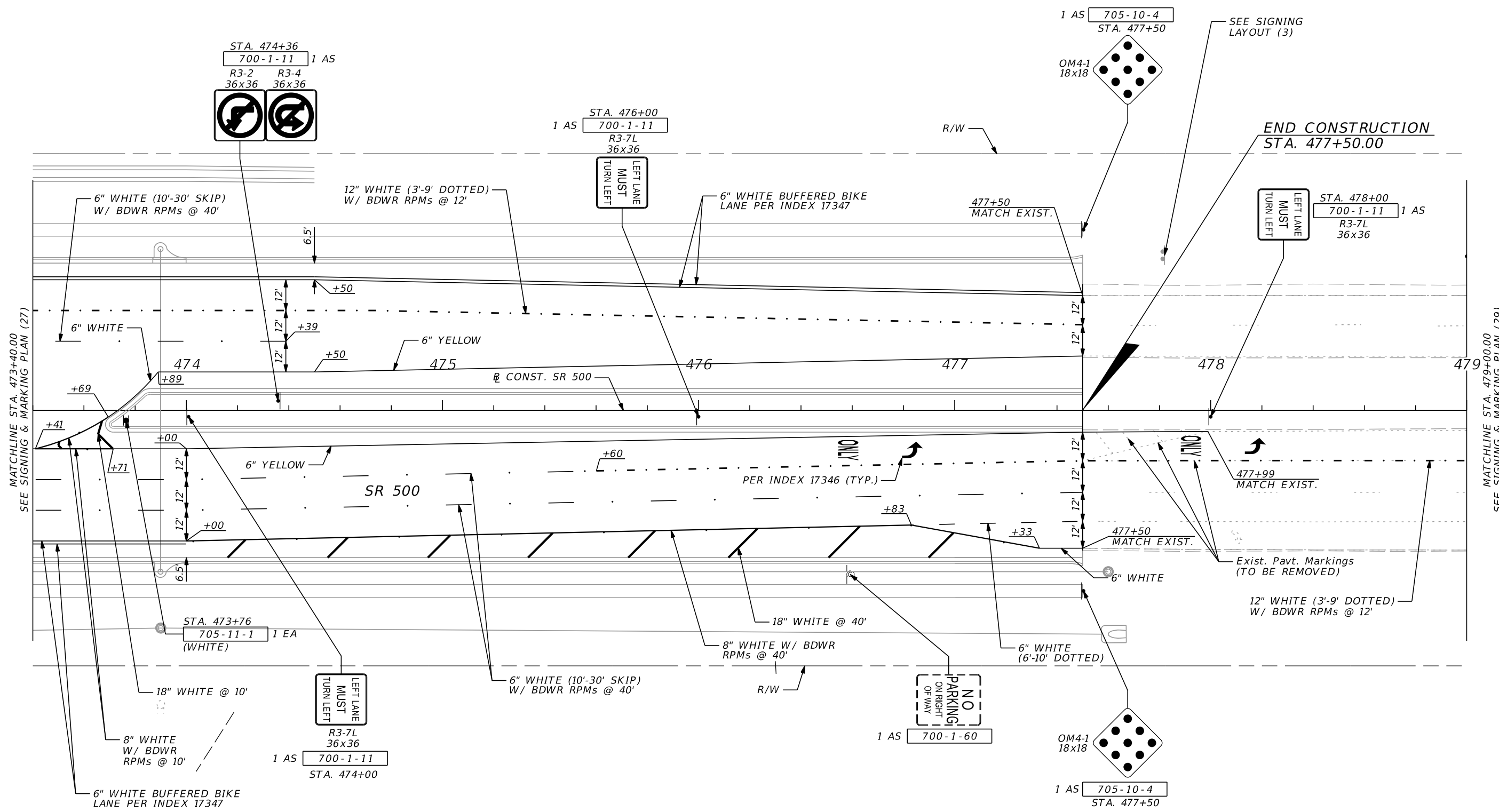
**ENDS**  
 BIKE LANE  
 R3-17B R3-17  
 30x12 30x24  
 700-1-11 1 AS  
 STA. 472+00



REVISIONS				SCOTT G. HORLANDER, P.E. P.E. NO. 46624 PROTEAN DESIGN GROUP 100 EAST PINE STREET, SUITE 600 ORLANDO FLORIDA 32801 CERTIFICATE OF AUTHORIZATION NUMBER 7865	STATE OF FLORIDA DEPARTMENT OF TRANSPORTATION			<b>SIGNING &amp; MARKING          PLAN (27)</b>	SHEET NO.  S-40
DATE	DESCRIPTION	DATE	DESCRIPTION		ROAD NO.	COUNTY	FINANCIAL PROJECT ID		
					SR 46	LAKE	238275-2-52-01		

THE OFFICIAL RECORD OF THIS SHEET IS THE ELECTRONIC FILE DIGITALLY SIGNED AND SEALED UNDER RULE 61G15-23.004, F.A.C.





711-17 104 SF  
 INCLUDES REMOVAL OF EXIST. PAVT. MARKINGS (8" YELLOW, 18" YELLOW & 6" WHITE SKIP STRIPE) FROM STA. 477+50 TO STA. 479+00.

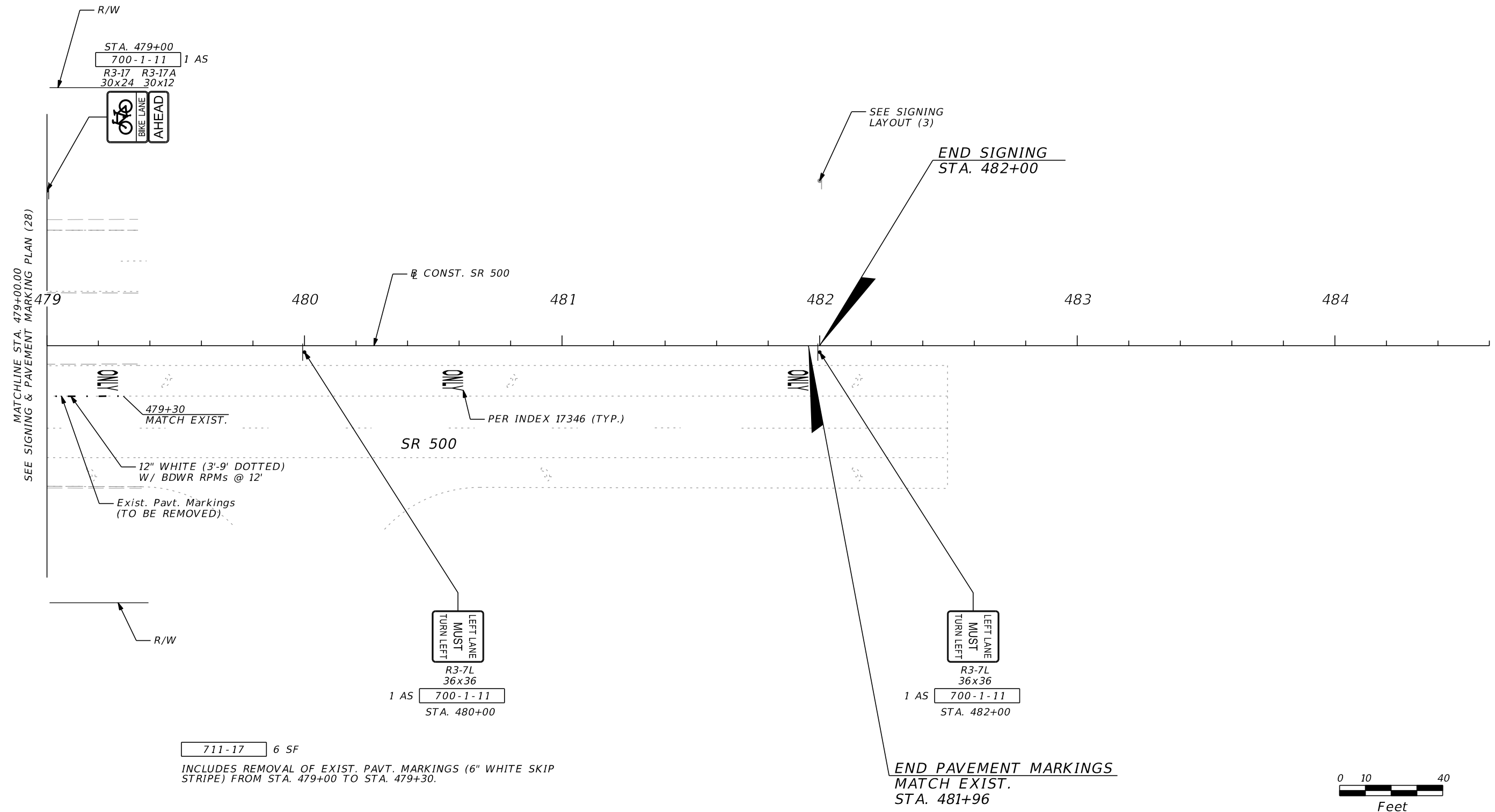
0 10 40  
 Feet

MATCHLINE STA. 473+40.00  
SEE SIGNING & MARKING PLAN (27)

MATCHLINE STA. 479+00.00  
SEE SIGNING & MARKING PLAN (29)

REVISIONS				SCOTT G. HORLANDER, P.E. P.E. NO. 46624 PROTEAN DESIGN GROUP 100 EAST PINE STREET, SUITE 600 ORLANDO FLORIDA 32801 CERTIFICATE OF AUTHORIZATION NUMBER 7865	STATE OF FLORIDA DEPARTMENT OF TRANSPORTATION			SIGNING & MARKING PLAN (28)	SHEET NO.
DATE	DESCRIPTION	DATE	DESCRIPTION		ROAD NO.	COUNTY	FINANCIAL PROJECT ID		
						SR 46	LAKE		238275-2-52-01

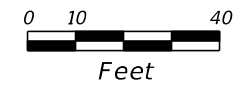
THE OFFICIAL RECORD OF THIS SHEET IS THE ELECTRONIC FILE DIGITALLY SIGNED AND SEALED UNDER RULE 61G15-23.004, F.A.C.



711-17 6 SF

INCLUDES REMOVAL OF EXIST. PAVT. MARKINGS (6" WHITE SKIP STRIPE) FROM STA. 479+00 TO STA. 479+30.

END PAVEMENT MARKINGS  
MATCH EXIST.  
STA. 481+96



REVISIONS				SCOTT G. HORLANDER, P.E. P.E. NO. 46624 PROTEAN DESIGN GROUP 100 EAST PINE STREET, SUITE 600 ORLANDO FLORIDA 32801 CERTIFICATE OF AUTHORIZATION NUMBER 7865	STATE OF FLORIDA DEPARTMENT OF TRANSPORTATION			<b>SIGNING &amp; MARKING            PLAN (29)</b>	SHEET NO.  S-42
DATE	DESCRIPTION	DATE	DESCRIPTION		ROAD NO.	COUNTY	FINANCIAL PROJECT ID		
						SR 46	LAKE		238275-2-52-01

SUSERS

SDATES

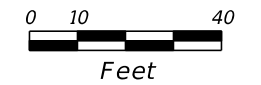
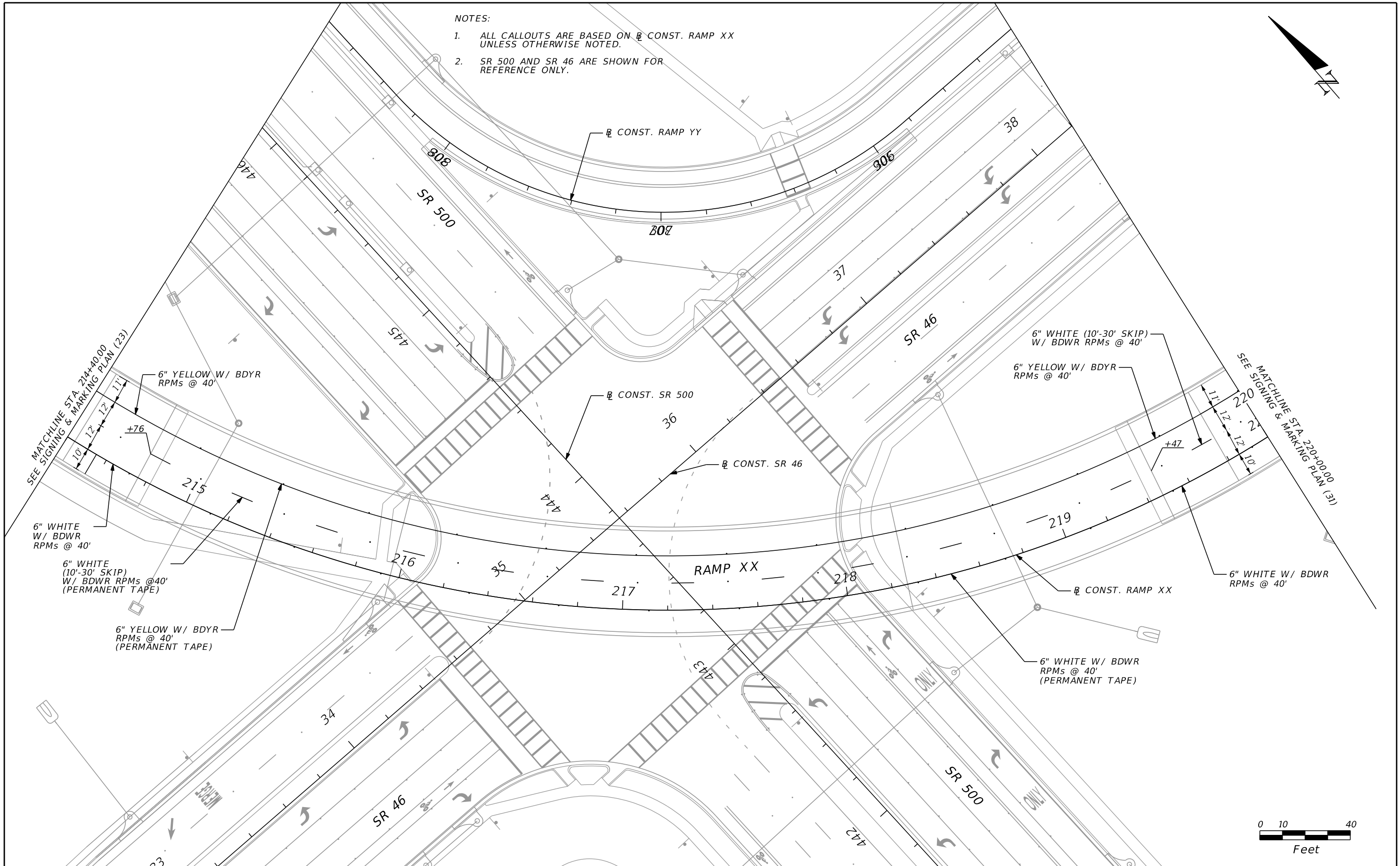
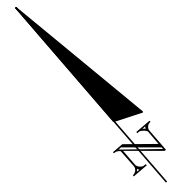
STIMES

SFILES

THE OFFICIAL RECORD OF THIS SHEET IS THE ELECTRONIC FILE DIGITALLY SIGNED AND SEALED UNDER RULE 61G15-23.004, F.A.C.

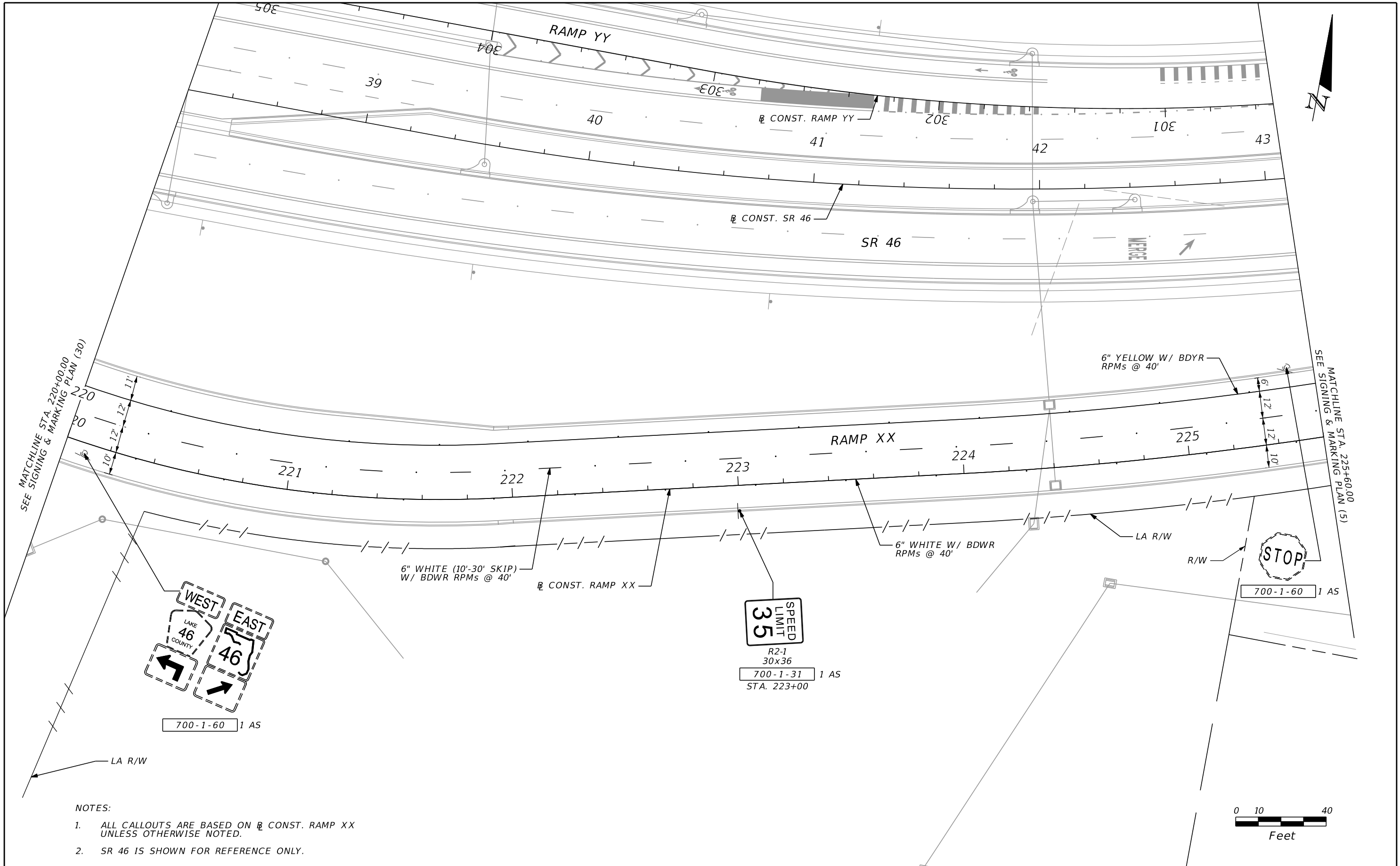
NOTES:

1. ALL CALLOUTS ARE BASED ON  $\square$  CONST. RAMP XX UNLESS OTHERWISE NOTED.
2. SR 500 AND SR 46 ARE SHOWN FOR REFERENCE ONLY.




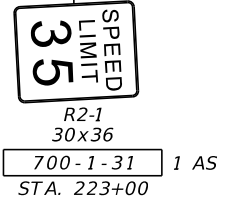
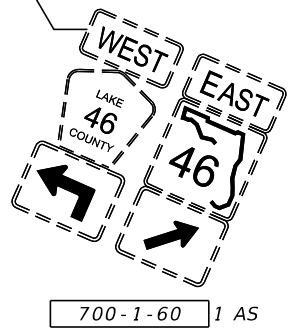
REVISIONS				SCOTT G. HORLANDER, P.E. P.E. NO. 46624 PROTEAN DESIGN GROUP 100 EAST PINE STREET, SUITE 600 ORLANDO FLORIDA 32801 CERTIFICATE OF AUTHORIZATION NUMBER 7865	STATE OF FLORIDA DEPARTMENT OF TRANSPORTATION			<b>SIGNING &amp; MARKING                  PLAN (30)</b>	SHEET NO.  S-43
DATE	DESCRIPTION	DATE	DESCRIPTION		ROAD NO.	COUNTY	FINANCIAL PROJECT ID		
					SR 46	LAKE	238275-2-52-01		

THE OFFICIAL RECORD OF THIS SHEET IS THE ELECTRONIC FILE DIGITALLY SIGNED AND SEALED UNDER RULE 61G15-23.004, F.A.C.

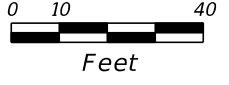


MATCHLINE STA. 220+00.00  
SEE SIGNING & MARKING PLAN (30)

MATCHLINE STA. 225+60.00  
SEE SIGNING & MARKING PLAN (5)



- NOTES:
1. ALL CALLOUTS ARE BASED ON  $\varnothing$  CONST. RAMP XX UNLESS OTHERWISE NOTED.
  2. SR 46 IS SHOWN FOR REFERENCE ONLY.



REVISIONS				SCOTT G. HORLANDER, P.E. P.E. NO. 46624 PROTEAN DESIGN GROUP 100 EAST PINE STREET, SUITE 600 ORLANDO FLORIDA 32801 CERTIFICATE OF AUTHORIZATION NUMBER 7865	STATE OF FLORIDA DEPARTMENT OF TRANSPORTATION			<b>SIGNING &amp; MARKING          PLAN (31)</b>	SHEET NO.  S-44
DATE	DESCRIPTION	DATE	DESCRIPTION		ROAD NO.	COUNTY	FINANCIAL PROJECT ID		
						SR 46	LAKE		238275-2-52-01

THE OFFICIAL RECORD OF THIS SHEET IS THE ELECTRONIC FILE DIGITALLY SIGNED AND SEALED UNDER RULE 61G15-23.004, F.A.C.





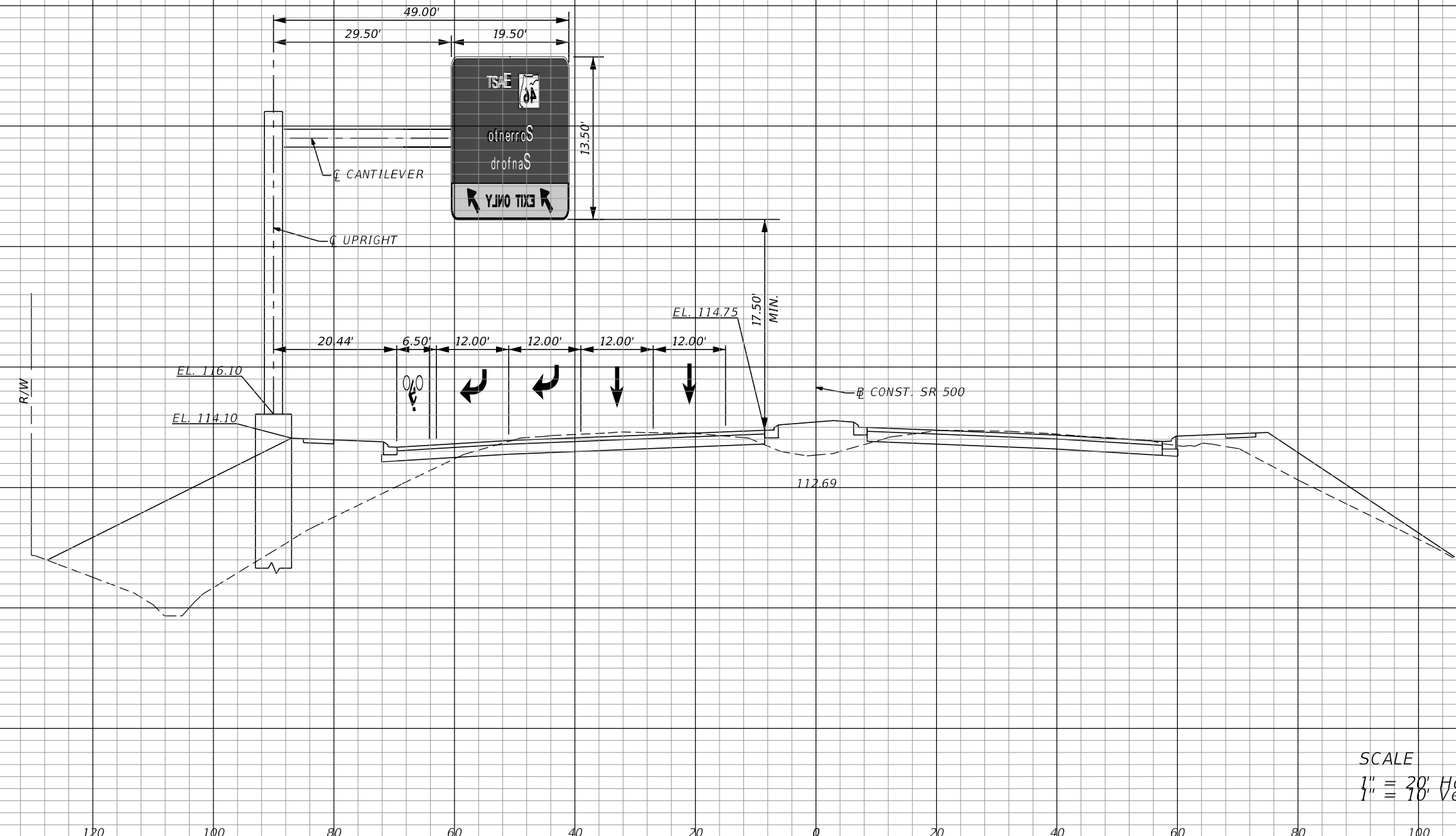








138  
136  
134  
132  
130  
128  
126  
124  
122  
120  
118  
116  
114  
112  
110  
108  
106  
104  
102  
100  
98  
96  
94  
92  
90



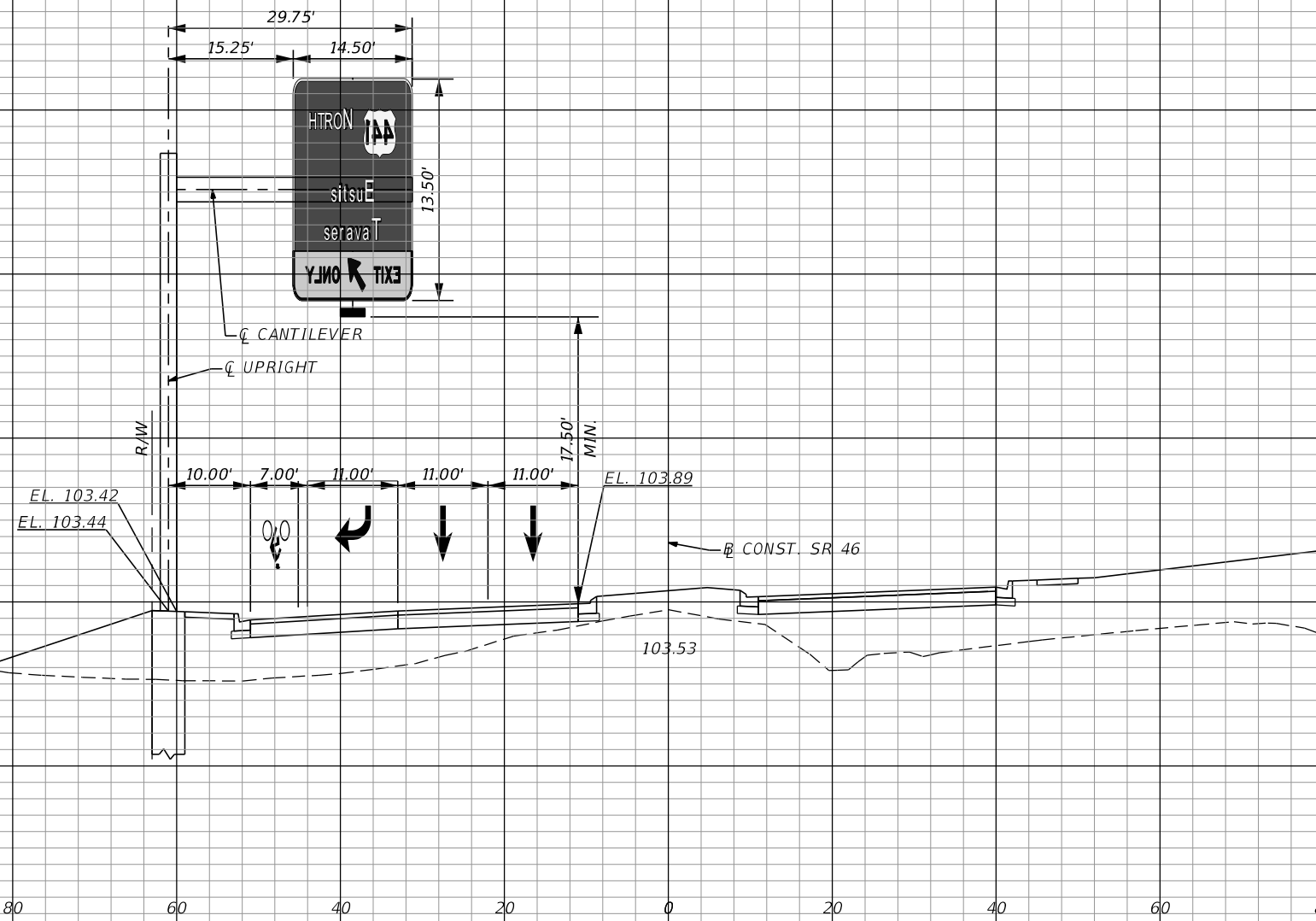
OHC-1  
460+00.00

SCALE  
1" = 20' Horizontal  
1" = 10' Vertical

140 120 100 80 60 40 20 0 20 40 60 80 100

REVISIONS				SCOTT G. HORLANDER, P.E. P.E. NO. 46624 PROTEAN DESIGN GROUP 100 EAST PINE STREET, SUITE 600 ORLANDO FLORIDA 32801 CERTIFICATE OF AUTHORIZATION NUMBER 7865	STATE OF FLORIDA DEPARTMENT OF TRANSPORTATION			SIGN STRUCTURE CROSS SECTION (1)	SHEET NO. S-50
DATE	DESCRIPTION	DATE	DESCRIPTION		ROAD NO.	COUNTY	FINANCIAL PROJECT ID		
					SR 46	LAKE	238275-2-52-01		

142  
140  
138  
136  
134  
132  
130  
128  
126  
124  
122  
120  
118  
116  
114  
112  
110  
108  
106  
104  
102  
100  
98  
96  
94



OHC-2  
43+60.00

SCALE  
1" = 20' Horizontal  
1" = 10' Vertical

THE OFFICIAL RECORD OF THIS SHEET IS THE ELECTRONIC FILE DIGITALLY SIGNED AND SEALED UNDER RULE 61G15-23.004, F.A.C.

REVISIONS				SCOTT G. HORLANDER, P.E. P.E. NO. 46624 PROTEAN DESIGN GROUP 100 EAST PINE STREET, SUITE 600 ORLANDO FLORIDA 32801 CERTIFICATE OF AUTHORIZATION NUMBER 7865	STATE OF FLORIDA DEPARTMENT OF TRANSPORTATION			SIGN STRUCTURE CROSS SECTION (2)	SHEET NO.  S-51
DATE	DESCRIPTION	DATE	DESCRIPTION		ROAD NO.	COUNTY	FINANCIAL PROJECT ID		
					SR 46	LAKE	238275-2-52-01		

CANTILEVER SIGN STRUCTURES DATA TABLE										Table Date 07-01-14
SIGN NO.	STATION	DIMENSIONS				PANELS	MEMBER SIZES			BACKRAKE
		A ft	B ft	C in	D in	N #	D (CHORD) O. D. x Wall Thk. (in)	E (WEB) Angle (in)	F (UPRIGHT) O. D. x Wall Thk. (in)	G in
OHC-1	460+00 / 90' LT	23.00	8	2	84	6	5.563 X 0.375	3-1/2 X 3-1/2 X 5/16	30 X 0.625	3.871
OHC-2	43+60 / 61' LT	26.00	7	5-1/4	60	4	4.00 X 0.226	3 X 3 X 1/4	24 X 0.750	2.034

- NOTES [Notes Date 7-01-13]:
1. Work these Data Tables with Index 11310.
  2. Design Wind Speed = 130 mph.
  3. Upright wall thickness given is a minimum dimension.

- FOUNDATION NOTES [Notes Date 7-01-12]:
1. Design based on Borings taken sealed by Craig G. Ballock, P.E.
  2. Assumptions and Values used in design:

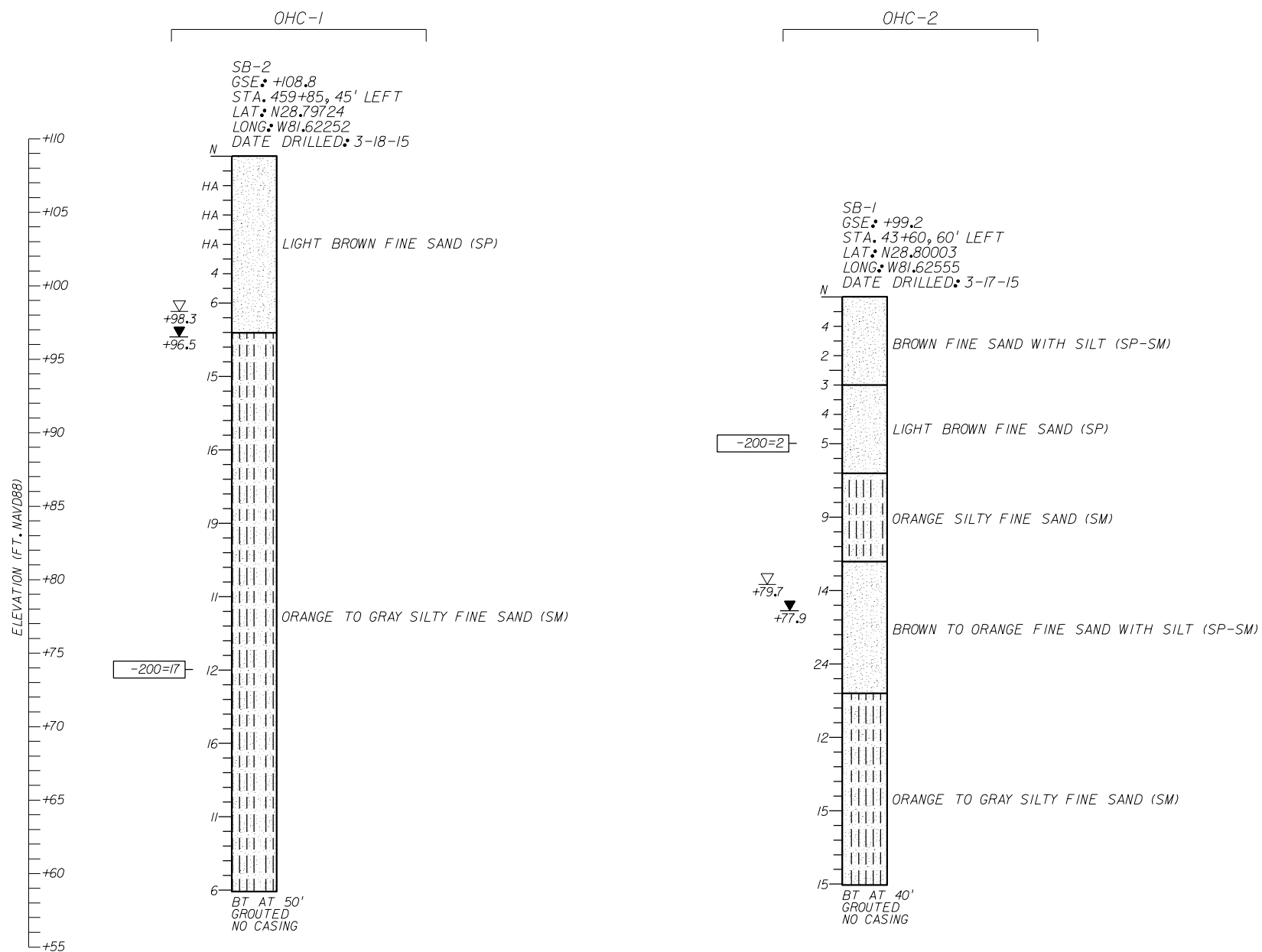
OHC-1  
Soil Type SAND  
Soil Layer Thickness = 30 ft.  
Soil Friction Angle = 29.5 deg.  
Soil Weight = 108.7 pcf  
Design Water Table is 0 ft. below surface

OHC-2  
Soil Type SAND  
Soil Layer Thickness = 27 ft.  
Soil Friction Angle = 29.3 deg.  
Soil Weight = 108.2 pcf  
Design Water Table is 0 ft. below surface

CANTILEVER SIGN STRUCTURES DATA TABLE (CONT.)																								Table Date 01-01-11						
SIGN NO.	GUSSET PLATES												TRUSS CONNECTION								SPLICE									
	GA in	GB in	GC ft	GD in	GE ft	GF in	GG ft	GH in	GJ ft	GK in	TA in	TB #	TC #	TD in	TE in	TF in	TG in	TH in	TJ in	SA Angle (in)	SB #	SC in	SD #							
OHC-1	3/8	5/8	1	0-3/4	0	6-1/4	0	10-1/2	0	5-1/4	0	7-3/4	0	6	0	8-1/4	3/16	7/8	8	6	3/4	1/2	5/16	1/4	3/16	3/16	5 X 5 X 1/2	6	7/8	3
OHC-2	3/8	5/8	1	1-1/2	0	6	0	11	0	5	1	0	0	5-3/4	0	8-3/4	1/8	7/8	4	4	1/2	1/2	3/16	3/16	1/8	1/8	N/A	N/A	N/A	N/A

CANTILEVER SIGN STRUCTURES DATA TABLE (CONT.)																				Table Date 07-01-15	
SIGN NO.	BASE CONNECTION										ANCHOR		FOOTING - DRILLED SHAFT								
	BA in	BB #	BC in	BD in	BE ft	BF in	BG in	BH in	BJ in	BK ft	FA in	FB ft	FC # / Size	FD #	FE in	FF #	FG in				
OHC-1	2-1/4	12	1-1/2	1/2	2	6-3/4	5/16	5/16	5/16	3/16	3	9	30	0	6	0	24 / #11	36	6.0	-	-
OHC-2	1-3/4	12	1-1/2	3/8	1	11-1/2	5/16	5/16	5/16	3/16	2	11	27	0	4	6	14 / #11	36	6.0	-	-

REVISIONS				MOFFATT & NICHOL 1025 GREENWOOD BLVD, STE 371 LAKE MARY, FL 32746 PHONE (407) 562-2030 CERT. OF AUTH. NO. 4877	STATE OF FLORIDA DEPARTMENT OF TRANSPORTATION			CANTILEVER SIGN STRUCTURE DATA TABLE	SHEET NO.  S-52
DATE	DESCRIPTION	DATE	DESCRIPTION		ROAD NO.	COUNTY	FINANCIAL PROJECT ID		
					SR 46	LAKE	238275-2-52-01		



**LEGEND**

- ▽ +79.7 ESTIMATED SEASONAL HIGH GROUNDWATER ELEVATION (FT. NAVD88)
- ▼ +77.9 ENCOUNTERED GROUNDWATER ELEVATION (FT. NAVD88) 24 HRS. AFTER DRILLING BORING
- GSE GROUND SURFACE ELEVATION (FT. NAVD88)
- N STANDARD PENETRATION RESISTANCE, BLOWS PER FOOT
- HA HAND AUGERED FOR UTILITY CLEARANCE
- (SP) UNIFIED SOIL CLASSIFICATION SYMBOL
- BT BORING TERMINATED AT SPECIFIED DEPTH (FEET) INDICATED
- 200= PERCENT PASSING NO. 200 U.S. STANDARD SIEVE (FM I-T 088)

**SOILS LEGEND**

- SAND
- SAND AND SILT

**GENERAL NOTES**

STANDARD PENETRATION TEST BORINGS WERE PERFORMED IN ACCORDANCE WITH ASTM D-1586. STANDARD PENETRATION RESISTANCES ARE SHOWN ON THE BORINGS AT THE TEST DEPTHS IN BLOWS PER FOOT UNLESS OTHERWISE NOTED.

SUBSURFACE CONDITIONS SHOWN ON THE BORINGS REPRESENT THE CONDITIONS ENCOUNTERED AT THE BORING LOCATIONS. ACTUAL CONDITIONS BETWEEN BORINGS MAY VARY FROM THOSE SHOWN. UNIFIED SOIL CLASSIFICATIONS SHOWN ON THE BORINGS ARE BASED ON VISUAL EXAMINATION AND THE LABORATORY TESTING SHOWN.

THE BORING LOCATIONS WERE NOT SURVEYED. BORING LOCATIONS WERE ESTABLISHED IN THE FIELD USING A SUB-METER ACCURACY GPS UNIT (TRIMBLE 7X) FOR HORIZONTAL AND VERTICAL CONTROL. GROUND SURFACE ELEVATIONS ESTIMATED FROM PROJECT CROSS SECTIONS. BORING LOCATION (SB-1) REFERENCES SR 46 CENTERLINE. BORING LOCATION (SB-2) REFERENCES US 44 CENTERLINE.

BASED ON REVIEW OF THE U.S. GEOLOGICAL SURVEY MAP ENTITLED "POTENTIOMETRIC SURFACE OF THE UPPER FLORIDAN AQUIFER IN ST. JOHNS RIVER WATER MANAGEMENT DISTRICT AND VICINITY, FLORIDA, SEPTEMBER 2008" FOR THE PROJECT AREA, THE MAXIMUM ELEVATION OF THE ARTESIAN HEAD IS ESTIMATED TO BE +55 FT. NAVD88. THE CONTRACTOR SHALL BE PREPARED TO HANDLE ARTESIAN HEAD LEVELS UP TO +55 FT. NAVD88.

SPLIT SPOON SAMPLER: AVERAGE HAMMER DROP: 30 IN.  
 INSIDE DIAMETER: 1.375 IN. HAMMER WEIGHT: 140 LBS.  
 OUTSIDE DIAMETER: 2.0 IN. HAMMER TYPE: AUTOMATIC

**CORRELATION OF STANDARD PENETRATION RESISTANCE WITH RELATIVE DENSITY AND CONSISTENCY OF SOIL**

GRANULAR SOILS	N VALUE (blows per foot)	RELATIVE DENSITY
SANDS	0-3	VERY LOOSE
	3-8	LOOSE
	8-24	MEDIUM DENSE
	24-40	DENSE
	OVER 40	VERY DENSE
NON-GRANULAR SOILS	N VALUE (blows per foot)	CONSISTENCY
SILTS, CLAYS, MUCK, PEAT	0-1	VERY SOFT
	1-3	SOFT
	3-6	FIRM
	6-12	STIFF
	12-24	VERY STIFF
	OVER 24	HARD

**FIGURE 29**

REVISIONS				<b>GEOTECHNICAL AND ENVIRONMENTAL CONSULTANTS, INC. (GEC)</b> 919 Lake Baldwin Lane Orlando, FL 32814 T 407-898-1818 F 407-898-1837 Certificate of Authorization No. 5882 <b>CRAIG G. BALLOCK P.E. 71571</b>	STATE OF FLORIDA DEPARTMENT OF TRANSPORTATION			<b>REPORT OF SPT BORING RESULTS          FOR CANTILEVER SIGN STRUCTURES</b>	SHEET NO.
DATE	DESCRIPTION	DATE	DESCRIPTION		ROAD NO.	COUNTY	FINANCIAL PROJECT ID		S-53
					SR 46	LAKE	238275-2-52-01		

THE OFFICIAL RECORD OF THIS SHEET IS THE ELECTRONIC FILE DIGITALLY SIGNED AND SEALED UNDER RULE 61G15-23.004, F.A.C.